



BEAM 125-AL A-F/R

Safety luminaire in compliance with EN 60598-1/2-22 and EN 1838.

Compact, attractive housing consisting of a die-cast aluminum lower part and a polycarbonate upper part with square-shaped optics recess. Screwless luminaire closure by snap-in mechanism. Version for ceiling mounting with high-power LED and molded acrylic optics. The optics for area illumination are pre-mounted, the optics for escape route illumination are included.

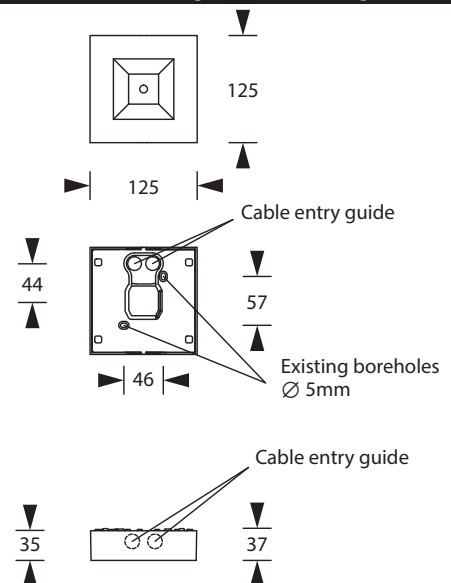


Technical specifications

Luminaire type	Luminaires for central battery systems	Self contained luminaires
Illuminant	3 W LED	3 W LED
Connecting terminals	3 x 2.5 mm ² for double assignment	
Colour	white	
Material	Aluminum die-cast/Polycarbonate	
Mounting type	Ceiling mounting	
Additional mounting types*	Ceiling mounting (wire suspension)	
Dimensions (W x H x D)	DM 125 x 37 x 125 mm	
Protection class	IP40	
Safety class	I	
IK Safety class	IK03	
Light current (mains)	280 lm	120 lm
Light current (emergency)		
Rated operating time 1h	-	280 lm
Rated operating time 3h	-	280 lm
Rated operating time 8h	-	120 lm
Luminous flux		
Emergency (DC) / mains		
Rated operating time 1h	-	100% / 45%
Rated operating time 3h	-	100% / 45%
Rated operating time 8h	-	45% / 45%
Power consumption	6 VA	5 VA
Battery current input	15 mA	-
Battery duration		
Battery operation	-	1h / 3h / 8h
Voltage supply	230V 50/60Hz; 220V DC +25/-20%	230V 50/60Hz
NiMH-battery		
Rated operating time 1h	-	4,8V 2,0Ah
Rated operating time 3h	-	4,8V 2,0Ah
Rated operating time 8h	-	4,8V 2,0Ah
Temperature range	-10°C to +40°C	-
Non-maintained mode	-	0°C to +35°C
Maintained mode	-	-5°C to +30°C
optional		
Multi-switch and monitoring module	ELC MSÜ3 SET009 SET010	-
Self monitoring	-	SELF CHECK
Central monitoring	-	SAFELOG Line
Wireless monitoring	-	SAFELOG Wireless

* Optional accessory required

Ceiling mounting



Accessories

- Wire guard

- 5lx-optics accessories-set

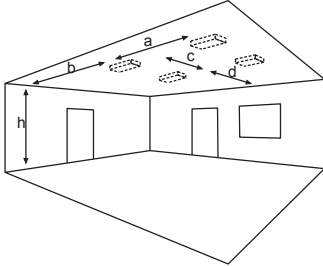
- Downlight-optics accessories-set

- Central pendulum - BEAM 125/130

- Wire mounting set - BEAM 125/130

- Cable assembly set

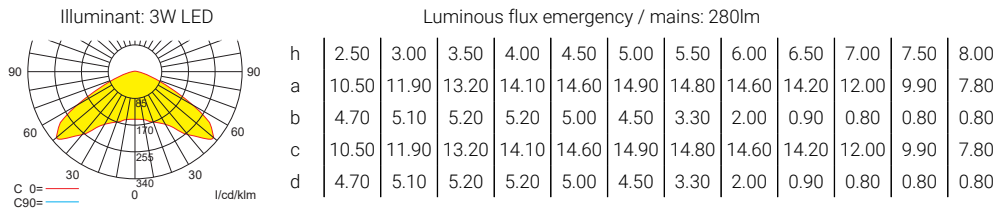
Lighting data and tables of luminaire distances (E = 1,25 lx)



Ceiling mounting

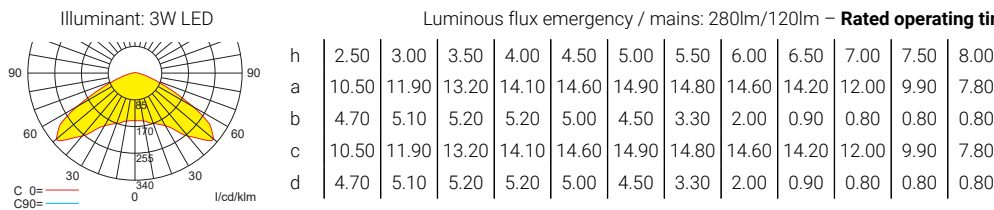
Luminaires for central battery systems wide area optics

Distance table for plane emergency routes / distance data in meters



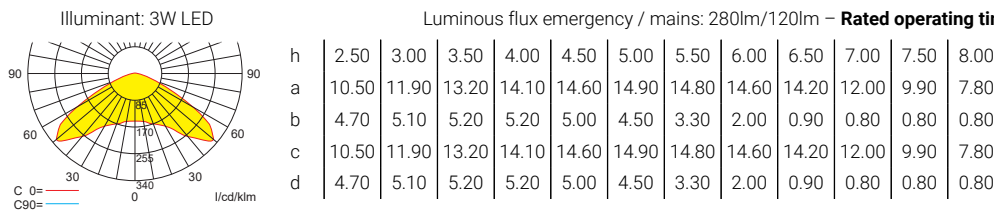
Self contained luminaires wide area optics

Distance table for plane emergency routes / distance data in meters



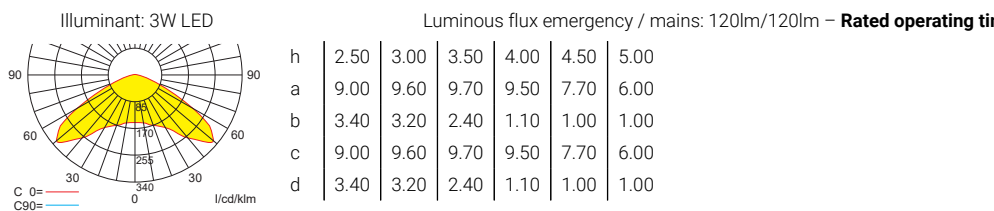
Self contained luminaires wide area optics

Distance table for plane emergency routes / distance data in meters



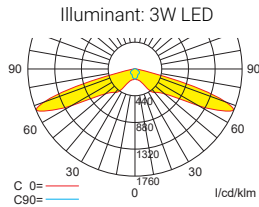
Self contained luminaires wide area optics

Distance table for plane emergency routes / distance data in meters



Luminaires for central battery systems escape route optics

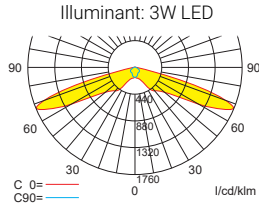
Distance table for plane emergency routes / distance data in meters



	2.50	3.00	3.50	4.00	4.50	5.00	5.50	6.00	6.50	7.00	7.50	8.00	8.50	9.00
h	2.50	3.00	3.50	4.00	4.50	5.00	5.50	6.00	6.50	7.00	7.50	8.00	8.50	9.00
a	18.20	20.40	22.50	24.30	25.90	27.40	28.90	27.60	27.50	21.00	16.00	14.00	10.00	8.00
b	8.00	8.90	9.60	10.10	10.50	10.30	9.10	6.20	6.20	6.00	6.00	6.00	6.00	4.00
c	-	-	-	-	-	-	-	-	-	-	-	-	-	-
d	-	-	-	-	-	-	-	-	-	-	-	-	-	-

Self contained luminaires escape route optics

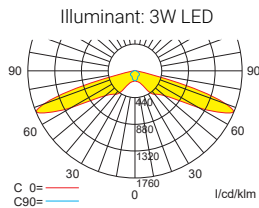
Distance table for plane emergency routes / distance data in meters



	2.50	3.00	3.50	4.00	4.50	5.00	5.50	6.00	6.50	7.00	7.50	8.00	8.50	9.00
h	2.50	3.00	3.50	4.00	4.50	5.00	5.50	6.00	6.50	7.00	7.50	8.00	8.50	9.00
a	18.20	20.40	22.50	24.30	25.90	27.40	28.90	27.60	27.50	21.00	16.00	14.00	10.00	8.00
b	8.00	8.90	9.60	10.10	10.50	10.30	9.10	6.20	6.20	6.00	6.00	6.00	6.00	4.00
c	-	-	-	-	-	-	-	-	-	-	-	-	-	-
d	-	-	-	-	-	-	-	-	-	-	-	-	-	-

Self contained luminaires escape route optics

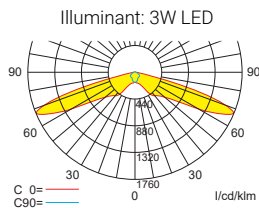
Distance table for plane emergency routes / distance data in meters



	2.50	3.00	3.50	4.00	4.50	5.00	5.50	6.00	6.50	7.00	7.50	8.00	8.50	9.00
h	2.50	3.00	3.50	4.00	4.50	5.00	5.50	6.00	6.50	7.00	7.50	8.00	8.50	9.00
a	18.20	20.40	22.50	24.30	25.90	27.40	28.90	27.60	27.50	21.00	16.00	14.00	10.00	8.00
b	8.00	8.90	9.60	10.10	10.50	10.30	9.10	6.20	6.20	6.00	6.00	6.00	6.00	4.00
c	-	-	-	-	-	-	-	-	-	-	-	-	-	-
d	-	-	-	-	-	-	-	-	-	-	-	-	-	-

Self contained luminaires escape route optics

Distance table for plane emergency routes / distance data in meters



	2.50	3.00	3.50	4.00	4.50	5.00
h	2.50	3.00	3.50	4.00	4.50	5.00
a	15.50	17.10	18.60	18.00	12.00	10.00
b	6.60	7.00	6.90	4.30	4.00	3.00
c	-	-	-	-	-	-
d	-	-	-	-	-	-