



UNILINE BEL-T DM

Safety luminaire in compliance with EN 60598-1/2-22 and EN 1838.

Slim and screwless IP65 safety luminaire with deep beam optics for high ceiling heights. The luminaire is made of robust polycarbonate and has an IP65 diaphragm pressure equalization valve.

Luminaire for ceiling mounting with cable entries from the rear. Can also be used for recessed ceiling mounting with optional mounting frame.

The luminaire is available with 3W, 6W and 10W LED strip.

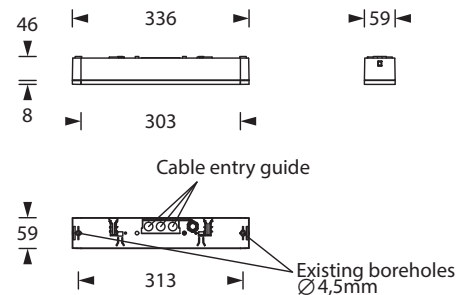
Alternatively, the luminaire is available with battery heater (4.8V 2.0Ah) to extend the temperature range in the luminaire to -20°C.



Technical specifications

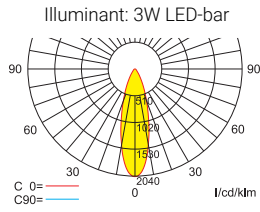
Luminaire type	Luminaires for central battery systems			Self contained luminaires
	3 W LED-bar	6 W LED-bar	10 W LED-bar	3 W LED-bar
Connecting terminals	2 x 2.5 mm ² for double assignment			
Colour	white / black			
Material	Polycarbonate (light cover clear)			
Mounting type	Ceiling mounting			
Additional mounting types*	Recessed mounting, Ceiling mounting (wire suspension), Pendulum mounting			
Dimensions (W x H x D)	DM 336 x 54 x 59 mm			
Protection class	IP65			
Safety class	II			
IK Safety class	IK03			
Light current (mains)	350 lm	600 lm	1050 lm	350 lm
Light current (emergency)				
Rated operating time 1h	-	-	-	350 lm
Rated operating time 3h	-	-	-	280 lm
Rated operating time 8h	-	-	-	120 lm
Luminous flux				
Emergency (DC) / mains				
Rated operating time 1h	-	-	-	100% / 100%
Rated operating time 3h	-	-	-	80% / 100%
Rated operating time 8h	-	-	-	35% / 100%
Power consumption	6 VA	10.3 VA	15 VA	6 VA
Battery current input	19 mA	27 mA	41 mA	-
Battery duration				
Battery operation	-	-	-	1h / 3h / 8h
Voltage supply	230V 50/60Hz; 220V DC +25/-20%			230V 50/60Hz
NiMH-battery				
Rated operating time 1h	-	-	-	4,8V 2,0Ah 4,8V 2,0Ah + AkH
Rated operating time 3h	-	-	-	4,8V 2,0Ah 4,8V 2,0Ah + AkH
Rated operating time 8h	-	-	-	4,8V 2,0Ah 4,8V 2,0Ah + AkH
Temperature range	-10°C to +40°C			-
Non-maintained mode	-			0°C to +35°C
Maintained mode	-			-5°C to +30°C
optional				
Multi-switch and monitoring module	DALI ELC MSÜ3 SET009 SET010			-

Ceiling mounting



Self contained luminaires downlight optics

Distance table for plane emergency routes / distance data in meters

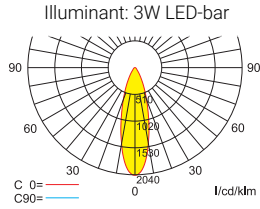


Luminous flux emergency / mains: 350lm/350lm – **Rated operating time: 1h**

h	5.00	6.00	7.00	8.00	9.00	10.00	11.00	12.00	13.00	14.00	15.00	16.00	17.00	18.00	19.00	20.00	21.00	22.00	23.00
a	8.00	8.70	9.30	9.90	10.30	10.80	11.10	11.40	11.70	11.90	12.00	12.10	12.20	12.20	12.10	12.00	11.90	11.70	11.40
b	3.30	3.50	3.80	3.90	4.10	4.20	4.20	4.30	4.30	4.20	4.20	4.00	3.90	3.70	3.40	3.10	2.60	2.00	0.90
c	8.00	8.70	9.30	9.90	10.30	10.80	11.20	11.40	11.70	11.90	12.00	12.10	12.20	12.20	12.10	12.00	11.90	11.70	11.40
d	3.30	3.50	3.80	3.90	4.10	4.20	4.20	4.30	4.30	4.20	4.20	4.00	3.90	3.70	3.40	3.10	2.60	2.00	0.90

Self contained luminaires downlight optics

Distance table for plane emergency routes / distance data in meters

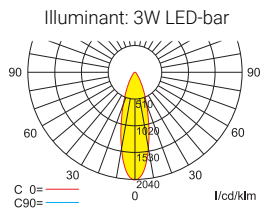


Luminous flux emergency / mains: 280lm/350lm – **Rated operating time: 3h**

h	5.00	6.00	7.00	8.00	9.00	10.00	11.00	12.00	13.00	14.00	15.00	16.00	17.00	18.00	19.00	20.00
a	7.50	8.20	8.70	9.20	9.60	10.00	10.20	10.50	10.70	10.80	10.80	10.90	10.80	10.70	10.60	10.40
b	3.10	3.30	3.50	3.60	3.70	3.80	3.80	3.80	3.70	3.70	3.50	3.30	3.10	2.70	2.20	1.50
c	7.50	8.20	8.70	9.20	9.60	10.00	10.20	10.50	10.70	10.80	10.80	10.90	10.80	10.70	10.60	10.40
d	3.10	3.30	3.50	3.60	3.70	3.80	3.80	3.80	3.70	3.70	3.50	3.30	3.10	2.70	2.20	1.50

Self contained luminaires downlight optics

Distance table for plane emergency routes / distance data in meters



Luminous flux emergency / mains: 120lm/350lm – **Rated operating time: 8h**

h	5.00	6.00	7.00	8.00	9.00	10.00	11.00	12.00	13.00
a	5.90	6.30	6.60	6.90	7.00	7.10	7.10	7.00	6.80
b	2.30	2.40	2.50	2.50	2.40	2.20	2.00	1.70	1.10
c	5.90	6.30	6.60	6.90	7.00	7.10	7.10	7.00	6.80
d	2.30	2.40	2.50	2.50	2.40	2.20	2.00	1.70	1.10