IP40 | 3W LED | Colour

L-STAR AW-R

MADE in GERMANY

Safety luminaire according to EN 60598-1/2-22 and EN 1838.
Narrow, visually appealing housing, consisting of a polycarbonate mounting plate and a sheet steel housing, powder-coated in white. Version for wall mounting with cast acrylic optics for escape route illumination due to rectangular light control characteristics.
The luminaire is equipped with a 3 Watt power LED.

Technical specifications

Luminaire type	Luminaires for central battery systems	Self contained luminaires
Illuminant	3 W LED	3 W LED
Connecting terminals	3 x 2.5 mm² for double assignment	
Colour	white	
Material	Sheet steel/Polycarbonate	
Mounting type	Wall mounting	
Dimensions (W x H x D)	WM 64 x 284 x 67 mm	
Protection class	IP40	
Safety class	I	
IK Safety class	IK03	
Light current (mains)	280 lm	120 lm
Light current (emergency)		
Battery duration 1h	–	280 lm
Battery duration 3h	–	280 lm
Battery duration 8h	–	120 lm
Luminous flux Emergency (DC) / mains		
Battery duration 1h	–	100% / 45%
Battery duration 3h	–	100% / 45%
Battery duration 8h	–	45% / 45%
Power consumption	6 VA	5 VA
Battery current input	15 mA	–
Battery duration Battery operation	–	1h / 3h / 8h
Voltage supply	230V 50/60Hz; 220V DC +25/-20%	230V 50/60Hz
NiMH-battery		
Battery duration 1h	–	4,8V 2,0Ah
Battery duration 3h	–	4,8V 2,0Ah
Battery duration 8h	–	4,8V 2,0Ah
Temperature range	-10°C to +40°C	–
Non-maintained mode	–	0°C to +35°C
Maintained mode	–	-5°C to +30°C
optional		
Multi-switch and monitoring module	DALI ELC MSÜ3 SET009 SET010	–
Self monitoring	–	SELF CHECK
Central monitoring	–	SAFELOG Line
Wireless monitoring	–	SAFELOG Wireless

Wall mounting

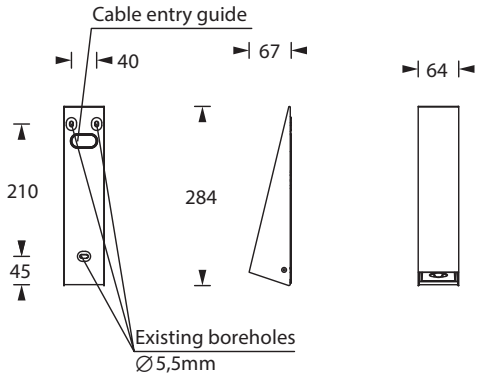

Technical changes reserved / 12.07.2026

Lighting data and tables of luminaire distances (E = 1,25 lx)

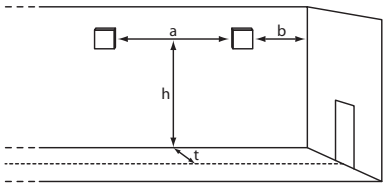

Wall mounting

Luminaires for central battery systems **escape route optics**

Distance table for plane emergency routes / distance data in meters

Illuminant: 3W LED

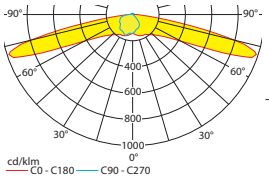

Luminous flux emergency / mains: 280lm

t = 1.00	h	2.00	2.50	3.00	3.50	4.00	4.50	5.00
	a	16.00	18.50	20.50	22.00	23.00	22.50	21.50
	b	7.00	7.50	8.00	8.00	7.00	6.50	5.50
t = 2.00	h	2.00	2.50	3.00	3.50	4.00	4.50	5.00
	a	8.50	10.00	18.00	20.00	21.00	20.00	19.00
	b	3.00	4.50	5.00	6.00	6.00	5.50	5.00

t = distance to escape middle

Self contained luminaires **escape route optics**

Distance table for plane emergency routes / distance data in meters

Illuminant: 3W LED

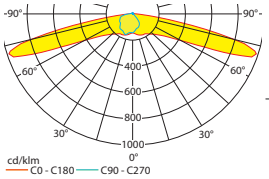

Luminous flux emergency / mains: 280lm/120lm – **Battery duration: 1h**

t = 1.00	h	2.00	2.50	3.00	3.50	4.00	4.50	5.00
	a	16.00	18.50	20.50	22.00	23.00	22.50	21.50
	b	7.00	7.50	8.00	8.00	7.00	6.50	5.50
t = 2.00	h	2.00	2.50	3.00	3.50	4.00	4.50	5.00
	a	8.50	10.00	18.00	20.00	21.00	20.00	19.00
	b	3.00	4.50	5.00	6.00	6.00	5.50	5.00

t = distance to escape middle

Self contained luminaires **escape route optics**

Distance table for plane emergency routes / distance data in meters

Illuminant: 3W LED

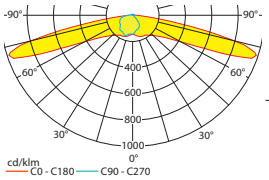

Luminous flux emergency / mains: 280lm/120lm – **Battery duration: 3h**

t = 1.00	h	2.00	2.50	3.00	3.50	4.00	4.50	5.00
	a	16.00	18.50	20.50	22.00	23.00	22.50	21.50
	b	7.00	7.50	8.00	8.00	7.00	6.50	5.50
t = 2.00	h	2.00	2.50	3.00	3.50	4.00	4.50	5.00
	a	8.50	10.00	18.00	20.00	21.00	20.00	19.00
	b	3.00	4.50	5.00	6.00	6.00	5.50	5.00

t = distance to escape middle

Self contained luminaires **escape route optics**

Distance table for plane emergency routes / distance data in meters

Illuminant: 3W LED

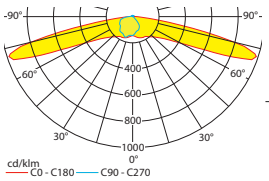

Luminous flux emergency / mains: 120lm/120lm – **Battery duration: 8h**

t = 1.00	h	2.00	2.50	3.00	3.50	4.00	4.50
	a	13.00	14.00	14.50	13.00	12.00	10.50
	b	5.00	4.50	4.00	3.50	2.50	2.00
t = 2.00	h	2.00	2.50	3.00	3.50	4.00	4.50
	a	5.00	6.00	7.00	7.50	8.00	6.50
	b	1.50	2.00	2.50	2.50	2.00	1.00

t = distance to escape middle