



+ Dierk Franke Akkumulatoren GmbH –
Since 1992

Baureihe PLX pures Blei



die stärkste AGM-Batterie aller Zeiten



AGM Batterien – very LONG LIFE REALITY

Wartungsfreie Pb-Akkumulatoren für die aller härtesten Anforderungen

- bis zu 15 Jahren Lebensdauer bei 25° C
- Temperaturbereich -40° bis +65°C
- 5 Jahre Garantie
- nach DIN VDE 0510 und einsetzbar in Anlagen nach DIN VDE 0108



Vorteile im Überblick

Eine AGM – Batterie mit überragenden Eigenschaften. Nach aktueller EUROBAT Klassifizierung in der aller höchsten Kategorie mit **15 Jahren eingestuft**.

***Zum Vergleich:** Aktuell (2021) werden z.B. bei Einsatz in Zentralbatterieanlagen, USV-Anlagen, Notstrom-Dieselstart-Anwendungen hauptsächlich AGM-Batterien mit einer Lebensdauer von 10 Jahren als Standard in Deutschland verwendet. Bei Einsatz der PLX-Baureihe wird die Lebensdauer um sage und schreibe 50% verlängert.*

Die PLX kann in sogenannten „**heißen Zonen**“ eingesetzt werden. Überall da wo die Temperaturen bedingt durch die örtlichen Umgebungen nicht optimal bei 20°C liegen, also wesentlich höher sind, (z.B. bei 30°C) kommt die PLX-Baureihe optimal zum Einsatz. Die PLX kann bei Arbeitstemperaturen von - 40° und bis + 65°C betrieben werden.

Einschränkung wird über die Lademethode vorgegeben. Bei herkömmlichen Ladeverfahren werden die extremen Temperaturen auf 0° bis + 40°C eingeschränkt.

(Zum Vergleich: normale AGM-Batterien basieren auf einem Wert von + 20°C). Die Werte der PLX-Baureihe liegen somit immer noch > 50% besser, gegenüber den herkömmlichen AGM-Batterien. Durch Einsatz der PLX Baureihe kann die Lebensdauer um einen großen Schritt verlängert werden. + 50% in der Regel.

Durch den hohen Qualitätsstandard und der sehr langen Lebensdauer, werden **5 Jahre Vollgarantie**, unter Einhaltung der Gebrauchsanweisung, gewährt.

***Zum Vergleich:** Üblicherweise werden die AGM-Batterien die als „Gebrauchsgüter“ eingestuft sind, mit 1 Jahr, in seltenen Fällen mit max. 2 Jahren Gewährleistung in Deutschland ausgeliefert.*

Explosionssgeschütztes Einweg-Entlüftungsventil für weniger Wasserverlust und noch mehr Sicherheit.

Die Batterie ist ab Auslieferung für **2 Jahre Lagerfähig**, ohne Nachzuladen!

***Zum Vergleich:** Üblich sind bei herkömmlichen AGM-Batterien max. 6-12 Monate.*

Schnellladefähig; 90% innerhalb von 90 Minuten.

Sicheres Gehäuse: **flammenhemmendes** ABS-Gehäuse nach UL94 V-0–Standard (für erhöhte Gehäusefestigkeit).

AGM-Batterien - Einsatzmöglichkeiten

Die PLX-Serie in AGM-Technologie steht für die allerhöchsten Ansprüche. Die Anwendung dieser Baureihe ist absolut spezialisiert für folgende Einsatzbereiche:

- **Zentralbatterieanlagen** nach DIN VDE 0108-100 / DIN EN 50181 + 50272
- **Dieselstarteranwendungen** nach DIN VDE 0510 / 0108 / VDS
- **USV-Anlagen** aller Art
- **Gleichstromversorgungsanlagen** aller Art

Insbesondere kann die Batteriebauart natürlich auch eingesetzt werden in allen weiteren Bereichen; Sicherheitsbeleuchtung, Zentralbatterieanlagen, Sicherheitslichtgeräte. Stationäre Ersatzstromanlagen in Kraftwerken und Unterstationen, Gruppenversorgungsgeräte & **Notlicht**versorgungsgeräte Robotersysteme, Automationstechnik, LPS-Systeme (LowPower-Systeme), Gefahr- und Rauchmeldeanlagen, Funk- und Radiosysteme, Anlagen für Informationstechnologie, Telekommunikation, Schaltanlagen und BEV-Anlagen

AGM Batterien – very LONG LIFE REALITY

Wartungsfreie Pb-Akkumulatoren für die härtesten Anforderungen – bis zu 15 Jahren

Produktinformation - Technische Eigenschaften

Ein **VRLA**-Akkumulator (engl. valve-regulated lead-acid **battery** „ventilgeregelte Blei-Säure-Batterie“) ist ein Bleiakкумуляtor in verschlossener Bauform. Die Gitter der PLX-Serie bestehen zu dem aus reinem Blei. Der Akkumulator ist mit einem Überdruck-Sicherheitsventil ausgestattet, dass sich nur im Störfall öffnet. Hervorragende Hochstromfähigkeiten durch einen sehr geringen Innenwiderstand. Hohe Leistungsdichte, geringer Platzbedarf und absolut wartungsfrei über die gesamte Lebensdauer.

Bei den Front-Terminal-Typen kann ein Batterieschrankeinbau noch enger ausgeführt werden, als bei herkömmlichen AGM-Blockbatterien, da die Verbinderanschlüsse (auch) an der vorderen Seite genutzt werden können und nicht nur von oben montiert werden. Geringe Selbstentladerate: Bis zu 24 Monate lagerfähig unter normalen Bedingungen. Gebrauchsdauer nach EUROBAT 15 Jahre im Bereitschaftsparallelbetrieb. Die Batterieserie gibt es als Frontterminal und als üblichen Batterieblock in 12V Ausführung. Die Frontterminalserie hat 2 verschiedene Anschlussmöglichkeiten; M8 (oben) und einen M6-Pol über den Front-Terminal-Anschluß an der Seite vorne. Keine Transportbeschränkungen (nach IATA, DGR, Satz A67). Die Batterien werden nicht als Gefahrgut eingestuft.

Die Baureihe ist mit einem explosionsgeschütztes Einweg-Entlüftungsventil ausgestattet. Die ABS-Gehäuse sind nach UL94-HB V0 Standard gefertigt. Bei der PLX-Baureihe handelt es sich um verschlossene und wartungsfreie Blei-Akkumulatoren mit der neuesten (2021) AGM-Technologie aus reinem Blei.

Wieso hält die PLX-Baureihe länger als die anderen?

Durch Nutzung von TPPL (Thin Plate pure Lead) Konstruktions- und Versiegelungstechniken, sowie durch die neueste Technologie beim Glasfaservlies wird bei der PLX Batteriebaureihe einem vorzeitigen Austrocknen vorgebeugt und die Gebrauchsdauer erheblich gesteigert.

Die Batterieplatten werden bei der Fertigung der Reinbleibatterie gewalzt. Unterschiede in der Beschaffenheit der Batterieplatten sind so in Produktion ausgeschlossen. Alle Batterieplatten haben den gleichen Innenwiderstand. Somit sind alle Batteriezellen bzw. Batterieblöcke gleich und auf einer (Arbeits-) Ebene – Das ist die allerbeste Linie die man in der Produktion überhaupt erreichen kann. Nur wenn die Batterieplatten nahezu gleich sind, keine unterschiedlichen Abweichungen innerhalb der einzelnen Batterieplatten aufweisen, bedeutet das der Grundstein optimal gesetzt ist, die vorhergesehene Lebensdauer auch tatsächlich zu erreichen.

Die PLX-Baureihe hat eine längere Lebensdauer (nach Eurobat 15 Jahre) und eine höhere Ausdauer, selbst bei starker Ladung. Sie sind extrem gasungsarm durch interne Gasrekombination, welche höher als 99% liegt.

Der sehr hohe Qualitätsanspruch wird gehalten durch:

Zertifizierung nach ISO 9001 und ISO 14001. Weitere Akkreditierungen nach UL und IEC Normen. LEOCH Pure Lead High Rate Batterien der Serie PLX sind ventilgesteuerte AGM-Batterien, die für Anwendungen mit extrem hoher Entladung (Hochstromentladung im Kurzzeitbereich) über einen kurzen Zeitraum optimiert wurden. Die Reinblei-Batterien der PLX Serie bieten eine hohe Lebenserwartung unter extrem hohen Anforderungen, sehr gute Temperaturfestigkeit und schnellste Wiederaufladbarkeit. Solche Eigenschaften bei einer AGM-Bleibatterie sind sonst nur mit einer NiCd-Batterie, die doppelt so hoch in der Anschaffung liegt (und dabei nicht wartungsfrei ist), zu erreichen.

Zyklenbetrieb möglich?

Selbst ein zyklische Betrieb ist mit der PLX-Baureihe eingeschränkt möglich. Sie bringt >1.400 Zyklen bei 50% DOD.

AGM Batterien – very LONG LIFE REALITY

Wartungsfreie Pb-Akkumulatoren für die härtesten Anforderungen – bis zu 15 Jahren

Produktmerkmale

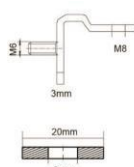
AGM Batterien Spezial (Absorbent Glass Mat technology) in Reinbleiausführung nach TTPL (THIN PLATE pure lead) Ausführung

- extrem lange Gebrauchsdauer, nach EURO-BAT 15 Jahre
- 5 Jahre Garantie
- Lagerfähigkeit bis 24 Monate
- -40 bis + 65° C Temperaturbereich
- geringe Selbstentladung, absolut wartungsfrei
- bruchfestes u. flammenhemmendes UL94 V-0 ABS- Kunststoffgehäuse
- Elektrolyt in Glasfaservlies gebunden
- inklusive Polkappen und ab 18 Blöcken auch die Standard-Verbinder



DFA / Leoch Typ / Type	Spg. Volt V/Block	Nennkapazität Ah / C10 Cap. Ah/10h	Entladeströme in Ampere bei Us 1,80V/Zelle			Abmessungen dimensions L x B x H mm (H über alles)	Anschlüsse Pole / pol	Gewichte kg
			1h	3h	8h			
Front-Terminal-Ausführung mit M6/M8 - Doppelanschlussmöglichkeit								
PLH40FT(A)	12	38	25,6	10,7	4,66	298,7x97x184 (184)	M6 (M6)	12,5
PLX12-260FT(A)	12	62	40,3	16,3	7,3	298,7x97x267 (267)	M6 (M8)	19,9
PLX12-400FT(A)	12	100	63,9	25,4	11,9	405x108x287 (287)	M6 (M8)	31,5
PLX12-450FT(A)	12	110	81,8	33,8	14,3	559x125x227 (227)	M6 (M8)	37,7
PLX12-620FT(A)	12	150	102,2	40,9	18,5	559x125x227 (227)	M6 (M8)	48,5
PLX12-700FT(A)	12	190	118,8	48,6	22,1	559x125x320 (320)	M6 (M8)	58
PLX12-730FT(A)	12	200	125,1	51,2	23,3	571x125x320 (320)	M6 (M8)	61
Blockbatterie-Ausführung mit M6 Anschluss								
PLX12-330	12	80	53,7	21,5	9,86	260x168x208 (211)	M6	25
PLX12-360	12	90	62,4	24,8	11,1	306x168x207 (210)	M6	29,5
PLX12-420	12	100	69,8	28,3	12,3	340,9x170x213,2 (215,7)	M6	33
PLX12-500	12	125	88,6	36,9	16,4	340,9x170x273,2 (275,7)	M6	41,5
PLX12-540	12	135	92	37,4	16,8	340,9x170x273,2 (275,7)	M6	43
PLX12-620	12	150	98	40,4	18,2	340,9x170x273,2 (275,7)	M6	44,5

Anschlussarten: Front Terminal



Top Terminal





+ Dierk Franke Akkumulatoren GmbH -

PLH-PURE LEAD LONG Standby Life PLH40FT(A) (12V38Ah)

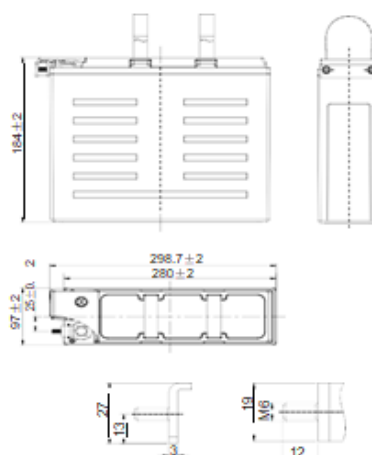


Specifications

Rated Voltage		12V
Nominal Capacity	C ₂₀ ,1.80V/cell	38Ah
	C ₁₀ ,1.75V/cell	38Ah
Dimension	Length	298.7±2mm (11.76 inches)
	Width	97±2mm (3.82 inches)
	Container Height	184±2mm (7.24 inches)
	Total Height	Total Height 184±2mm (7.24 inches)
Approx. Weight		12.5 Kg (27.5 lbs)
Terminal		M6
Container Material	PC-ABS flame retardant jar and cover to UL94 V-0	
Rated Capacity (25° C)	42.4 Ah	(20hr, 2.12A,1.80V/cell)
	38.0 Ah	(10hr, 3.80A,1.80V/cell)
	34.8 Ah	(5hr, 6.96A,1.75V/cell)
	32.4 Ah	(3hr, 10.8A,1.75V/cell)
	27.2 Ah	(1hr, 27.2A,1.67V/cell)
Max. Discharge Current		458A
Internal Resistance (25° C)		Approx. 6.0mΩ(Fully charged)
Operating Temp.Range	Discharge	-40~65°C (-40~149°F) 0~
	Charge	54°C (32~129°F)
	Storage	-20~40°C (-4~104°F)
Nominal Operating Temp. Range		25±3° C (77±5° F)
Max.Charging Current(25° C)		11.4A
Charge voltage(25° C)	Float	13.62V
	Temp. Coefficient	-3mV/cell/° C
	Equalization	14.1~14.4V
Effect of temp. to Capacity	40° C (104° F)	103%
	25° C (77° F)	100%
	0° C (32° F)	86%
Self Discharge	PLH series batteries can be stored up to 24 months at 25°C(77°F). For higher temperatures the time interval will be shorter. Battery needs to be given a freshening charge when the OCV approach 2.10V/cell or when the maximum storage time is reached, whichever occurs first.	



Layout



Constant Current Discharge (Amperes) at 25 °C (77° F)

F.V/Time	10 min	15min	20min	30min	45min	1h	2h	3h	4h	5h	8h	10h	20h
1.85V/cell	77.7	64.2	55.1	42.7	31.7	24.7	15.9	10.6	8.50	6.63	4.57	3.72	2.08
1.80V/cell	86.7	70.5	59.0	44.8	32.9	25.6	16.1	10.7	8.56	6.80	4.66	3.80	2.12
1.75V/cell	91.9	73.7	61.6	46.2	33.8	26.3	16.2	10.8	8.59	6.96	4.75	3.86	2.15
1.70V/cell	96.7	76.8	63.5	47.5	34.5	26.8	16.4	10.9	8.63	7.09	4.80	3.86	2.17
1.67V/cell	104.9	81.6	66.5	48.8	35.1	27.2	16.5	11.0	8.65	7.20	4.86	3.94	2.18
1.60V/cell	110.6	85.1	69.0	50.0	35.7	27.4	16.6	11.1	8.69	7.31	4.93	3.97	2.26

Constant Power Discharge (Watts/cell) at 25 °C (77° F)

F.V/Time	10 min	15min	20min	30min	45min	1h	2h	3h	4h	5h	8h	10h	20h
1.85V/cell	147.4	122.8	106.0	83.1	62.6	49.0	31.8	21.2	17.1	13.4	9.26	7.58	4.25
1.80V/cell	161.9	133.1	112.4	86.6	64.7	50.4	32.0	21.4	17.1	13.7	9.40	7.72	4.32
1.75V/cell	169.8	137.8	116.4	88.6	65.9	51.6	32.0	21.5	17.2	13.9	9.57	7.80	4.36
1.70V/cell	176.0	141.9	118.8	90.4	66.9	52.2	32.3	21.7	17.2	14.2	9.66	7.79	4.40
1.67V/cell	189.0	149.2	123.4	92.4	67.8	52.8	32.4	21.7	17.2	14.4	9.76	7.92	4.41
1.60V/cell	194.0	152.4	126.0	93.5	68.2	52.7	32.4	21.8	17.2	14.5	9.82	7.94	4.57



PLH-PURE LEAD LONG Standby Life PLH40FT(A) (12V38Ah)

Applications

- Telecommunication
- Railway signal
- Alarm and security system
- Power station systems
- Emergency power supply

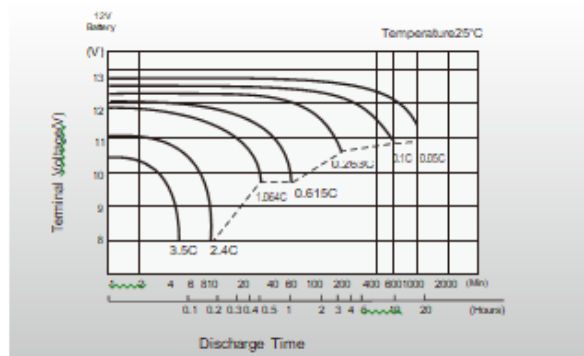
General Features

- 20 years design life(25°C)
- Premium ABS+PC jar & covers, Flame Retardant to UL94 V-0
- High-rate performance, high energy density
- High quality AGM separators minimize electrical resistance to allow high current discharging properties

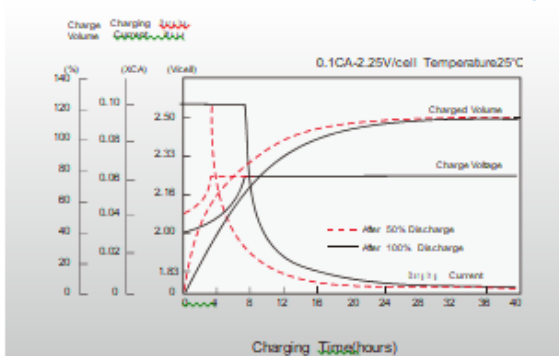
Standards

- Compliance with IEC 60896 standards
- Classified as "Very Long Life" according to Eurobat
- CE, UL Certified
- Manufactured in Leoch@IATF 16949, OHSAS 18001, ISO 9001 and ISO 14001 certified production facilities

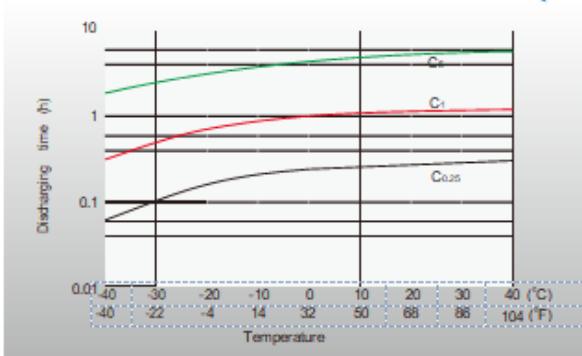
Discharge Characteristics



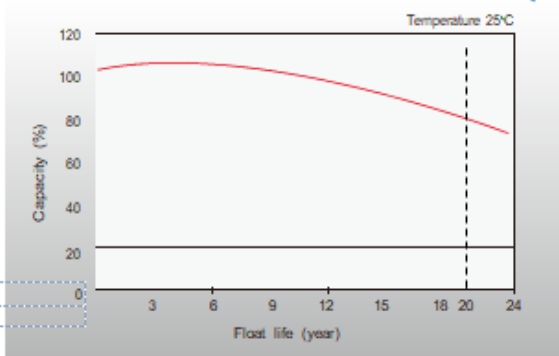
Float Charging Characteristics



Effects of Temperature on Discharging Time



Float Life



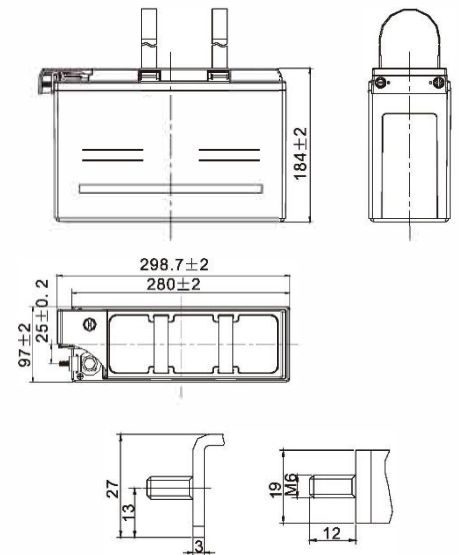
PLX-Pure Lead High Rate PLX12-165FT(A) (12V165W)

Specifications

Rated Voltage	12V	
Nominal Rate (W ₁₅ , 1.67V/cell)	165 W	
Nominal Capacity(C ₁₀ , 1.80V/cell)	38Ah	
Dimension	Length	298.7±2mm (11.76 inches)
	Width	97±2mm (3.82 inches)
	Container Height	184±2mm (7.24 inches)
	Total Height	184±2mm (7.24 inches)
Approx. Weight	12.5 Kg (27.5 lbs)	
Terminal	M6	
Container Material	PC-ABS flame retardant jar and cover to UL94 V-0	
Rated Capacity (25°C)	39.4Ah	(20hr, 1.97A, 1.80V/cell)
	38.0Ah	(10hr, 3.80A, 1.80V/cell)
	34.7Ah	(5hr, 6.94A, 1.75V/cell)
	32.7Ah	(3hr, 10.9A, 1.75V/cell)
	25.6Ah	(1hr, 25.6A, 1.67V/cell)
Max. Discharge Current	456A	
Internal Resistance (25°C)	Approx. 4.2mΩ(Fully charged)	
Operating Temp. Range	Discharge	-40 ~ 65°C (-40 ~ 149°F)
	Charge	0 ~ 40°C (32 ~ 104°F)
	Storage	-20 ~ 40°C (-4 ~ 104°F)
Nominal Operating Temp. Range	25±3°C (77±5°F)	
Max. Charging Current(25°C)	11.4A	
Charge voltage(25°C)	Float	13.62V
	Temp. Coefficient	-3mV/cel l/°C
	Equalization	14.1~14.4V
Effect of temp. to Capacity	40°C (104°F)	103%
	25°C (77°F)	100%
	0°C (32°F)	86%
Self Discharge	<p>PLX series batteries can be stored up to 24 months at 25°C(77°F). For higher temperatures the time interval will be shorter.</p> <p>Battery needs to be given a freshening charge when the OCV approach 2.10V/cell or when the maximum storage time is reached, whichever occurs first.</p>	



Layout



Unit:mm

Constant Current Discharge (Amperes) at 25 °C (77° F)

F.V/Time	Smin	10min	1Smin	20min	30min	4Smin	1h	2h	3h	4h	5h	6h	10h	20h
1.85V/cell	94.4	70.7	59.9	49.7	36.8	31.7	22.5	13.3	10.1	7.55	6.50	4.21	3.71	1.93
1.80V/cell	110.3	80.5	66.2	54.1	39.3	33.3	23.4	13.9	10.6	7.90	6.77	4.33	3.80	1.97
1.75V/cell	122.9	87.6	71.2	57.6	41.8	34.6	24.3	14.3	10.9	8.07	6.94	4.42	3.85	2.00
1.70V/cell	135.4	93.7	75.4	60.4	43.3	35.8	24.9	14.6	11.1	8.21	7.06	4.51	3.88	2.01
1.67V/cell	141.0	99.0	76.5	62.6	46.5	36.9	25.6	14.9	11.3	8.36	7.12	4.56	3.93	2.03
1.60V/cell	147.2	103.8	81.4	65.2	47.9	37.6	26.1	15.1	11.4	8.43	7.25	4.60	3.95	2.06

Constant Power Discharge (Watts/cell) at 25 °C (77° F)

F.V/Time	Smin	10min	1Smin	20min	30min	4Smin	1h	2h	3h	4h	5h	6h	10h	20h
1.85V/cell	205.4	153.4	129.6	106.8	79.0	62.9	46.5	26.4	18.9	15.0	12.6	8.74	7.47	3.92
1.80V/cell	237.6	173.2	142.2	115.5	83.8	65.4	48.2	27.5	19.7	15.6	13.1	8.99	7.65	3.99
1.75V/cell	261.9	186.5	151.6	121.9	88.3	67.6	49.7	28.2	20.2	15.9	13.3	9.11	7.71	4.01
1.70V/cell	282.7	198.1	159.1	126.7	90.9	69.4	50.6	28.5	20.5	16.2	13.5	9.29	7.77	4.04
1.67V/cell	284.5	205.5	165.0	130.1	94.9	71.2	51.7	28.8	20.6	16.3	13.6	9.35	7.83	4.07
1.60V/cell	299.2	214.1	166.4	134.3	97.4	71.9	52.2	29.1	20.8	16.4	13.7	9.41	7.83	4.09



PLX-Pure Lead High Rate PLX12-165FT(A) (12V165W)

Applications

- UPS
- Emergency lighting
- Emergency power supply
- Electrical starting
- Power tools

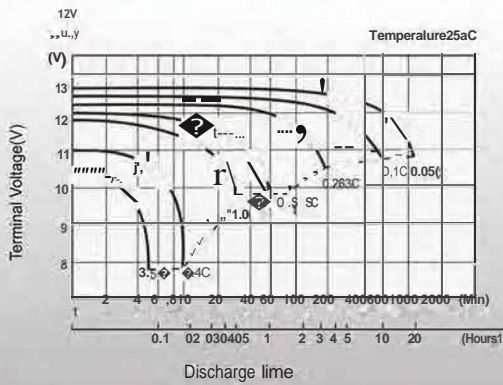
General Features

- 20 years design life(25°C)
- Premium ABS+PC jar & covers, Flame Retardant to UL94 V-0
- High-rate performance, high energy density
- High quality AGM separators minimize electrical resistance to allow high current discharging properties

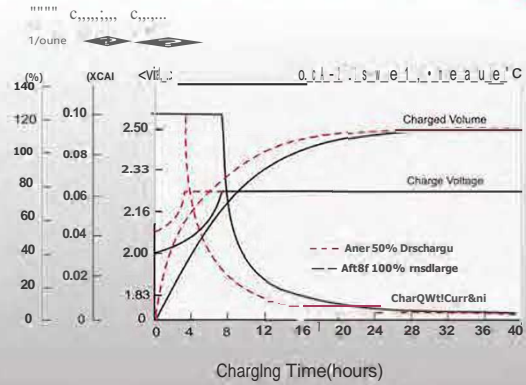
Standards

- Conform to: IEC60896-21&22
- Classified as "Very Long Life" according to Eurobat
- UL Certified
- Manufactured in Leoch@TS16949, OHSAS 18001, ISO 9001 and ISO 14001 certified production facilities

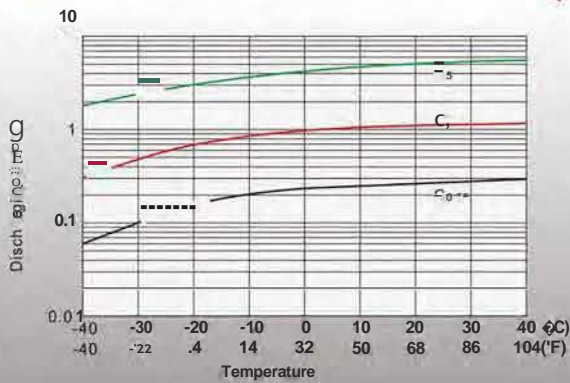
Discharge Characteristics



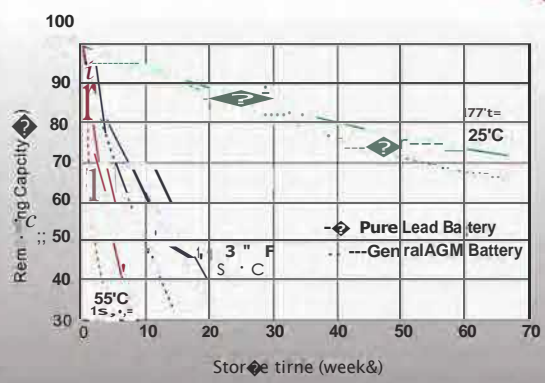
Float Charging Characteristics



Effects of Temperature on Discharging Time



Self-discharge Characteristics



PLX-Pure Lead High Rate

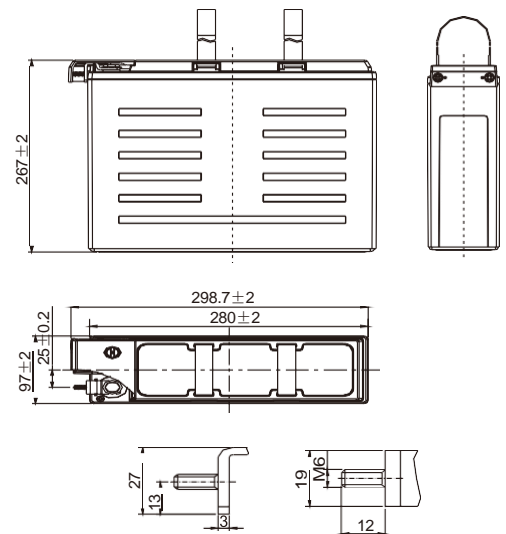
PLX12-260FT(A) (12V260W)

Specifications

Rated Voltage	12V	
Nominal Rate ($W_{15}, 1.67V/cell$)	260 W	
Nominal Capacity ($C_{10}, 1.80V/cell$)	62Ah	
Dimension	Length	298.7±2mm (11.76 inches)
	Width	97±2mm (3.82 inches)
	Container Height	267±2mm (10.5 inches)
	Total Height	267±2mm (10.5 inches)
Approx. Weight	19.9 Kg (43.87 lbs)	
Terminal	M6	
Container Material	PC-ABS flame retardant jar and cover to UL94 V-0	
Rated Capacity (25°C)	64.4 Ah	(20hr, 3.22A, 1.80V/cell)
	62.0 Ah	(10hr, 6.20A, 1.80V/cell)
	54.0 Ah	(5hr, 10.8A, 1.75V/cell)
	49.8 Ah	(3hr, 16.6A, 1.75V/cell)
	44.0 Ah	(1hr, 44.0A, 1.67V/cell)
Max. Discharge Current	744A	
Internal Resistance (25°C)	Approx. 4.7mΩ(Fully charged)	
Operating Temp. Range	Discharge	-40~65°C (-40~149°F) 0~
	Charge	40°C (32~104°F)
	Storage	-20~40°C (-4~104°F)
Nominal Operating Temp. Range	25±3°C (77±5°F)	
Max. Charging Current(25°C)	18.6A	
Charge voltage(25°C)	Float	13.62V
	Temp. Coefficient	-3mV/cell/°C
	Equalization	14.1~14.4V
Effect of temp. to Capacity	40°C (104°F)	103%
	25°C (77°F)	100%
	0°C (32°F)	86%
Self Discharge	<p>PLX series batteries can be stored up to 24 months at 25°C(77°F), For higher temperatures the time interval will be shorter.</p> <p>Battery needs to be given a freshening charge when the OCV approach 2.10V/cell or when the maximum storage time is reached, whichever occurs first.</p>	



Layout



Constant Current Discharge (Amperes) at 25°C (77°F)

F.V/Time	5min	10min	15min	20min	30min	45min	1h	2h	3h	4h	5h	8h	10h	20h
1.85V/cell	173.0	124.5	106.1	86.5	65.7	48.5	38.6	21.8	15.5	12.2	10.2	7.10	6.05	3.16
1.80V/cell	202.9	142.6	117.5	94.5	70.2	51.0	40.3	22.8	16.3	12.8	10.6	7.30	6.20	3.22
1.75V/cell	226.9	155.6	126.9	100.8	74.7	53.2	41.8	23.5	16.6	13.1	10.8	7.42	6.27	3.26
1.70V/cell	247.4	167.8	134.7	106.0	77.5	55.1	42.9	23.8	16.9	13.3	11.0	7.59	6.34	3.29
1.67V/cell	265.8	176.5	141.9	110.1	80.6	56.9	44.0	24.2	17.2	13.5	11.2	7.67	6.41	3.32
1.60V/cell	282.4	186.8	149.0	115.0	82.6	58.1	44.8	24.6	17.3	13.6	11.3	7.71	6.41	3.34

Constant Power Discharge (Watts/cell) at 25°C (77°F)

F.V/Time	5min	10min	15min	20min	30min	45min	1h	2h	3h	4h	5h	8h	10h	20h
1.85V/cell	324.2	239.0	205.9	168.3	128.8	96.0	76.6	43.5	31.2	24.7	20.7	14.4	12.3	6.45
1.80V/cell	376.1	271.0	226.7	182.7	136.7	100.2	79.4	45.3	32.5	25.7	21.5	14.8	12.6	6.57
1.75V/cell	415.3	292.3	242.2	193.2	144.2	103.8	81.8	46.4	33.2	26.2	21.9	15.0	12.7	6.61
1.70V/cell	448.8	311.2	254.5	201.2	148.4	106.8	83.4	46.9	33.7	26.6	22.2	15.3	12.8	6.65
1.67V/cell	451.9	323.0	260.0	206.8	155.0	109.7	85.2	47.5	34.0	26.9	22.4	15.4	12.9	6.70
1.60V/cell	465.9	336.9	266.5	213.6	159.1	110.9	86.0	47.9	34.2	27.0	22.6	15.5	12.9	6.74

PLX-Pure Lead High Rate PLX12-260FT(A) (12V260W)

Applications

- UPS
- Emergency lighting
- Emergency power supply
- Electrical starting
- Power tools

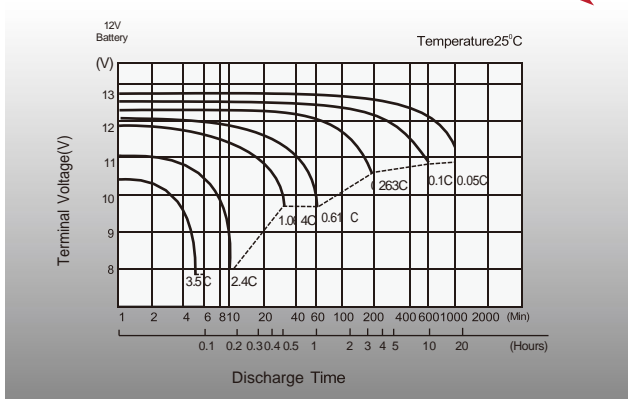
General Features

- 15 years design life(25° C)
- Premium ABS+PC jar & covers, Flame Retardant to UL94 V-0
- High-rate performance, high energy density
- High quality AGM separators minimize electrical resistance to allow high current discharging properties

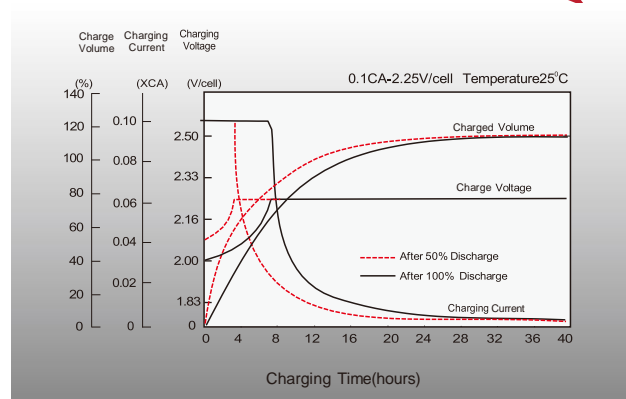
Standards

- Conform to: IEC60896-21&22
- Classified as "Very Long Life" according to Eurobat
- UL Certified
- Manufactured in Leoch@IATF16949, OHSAS 18001,ISO 9001 and ISO 14001 certified production facilities

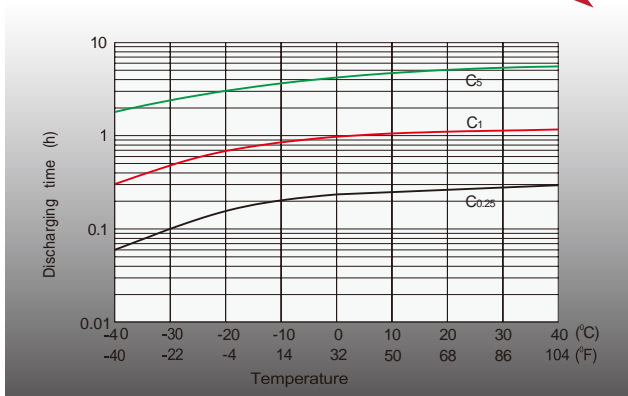
Discharge Characteristics



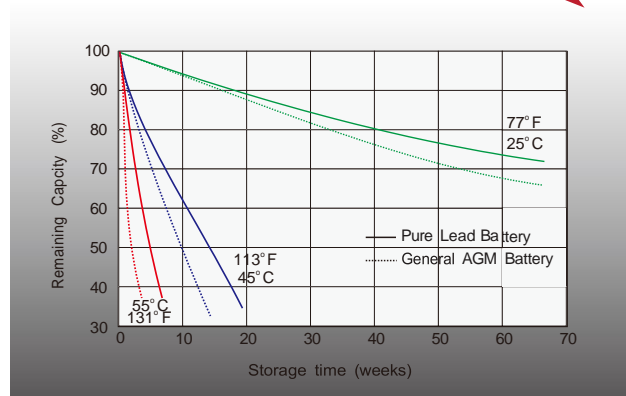
Float Charging Characteristics



Effects of Temperature on Discharging Time



Self-discharge Characteristics



PLX-Pure Lead High Rate

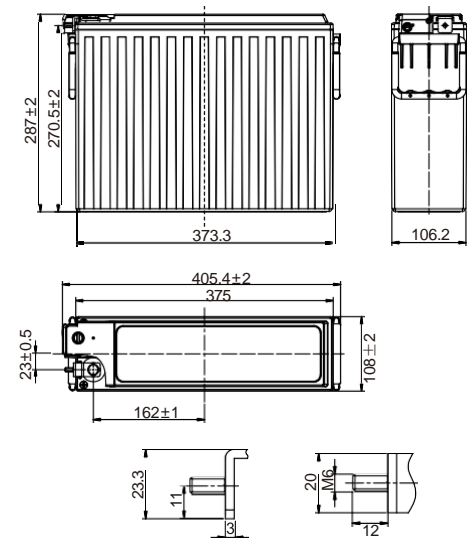
PLX12-400FT(A) (12V405W)

Specifications

Rated Voltage	12V	
Nominal Rate ($W_{15}, 1.67V/cell$)	405W	
Nominal Capacity ($C_{10}, 1.80V/cell$)	100Ah	
Dimension	Length	405.4±2mm (15.96 inches)
	Width	108±2mm (4.25 inches)
	Container Height	287±2mm (11.30 inches)
	Total Height	287±2mm (11.30 inches)
Approx. Weight	31.5 Kg (69.4 lbs)	
Terminal	M6	
Container Material	PC-ABS flame retardant jar and cover to UL94 V-0	
Rated Capacity (25°C)	104.0 Ah	(20hr, 5.20A, 1.80V/cell)
	100.0 Ah	(10hr, 10.0A, 1.80V/cell)
	87.5 Ah	(5hr, 17.5A, 1.75V/cell)
	77.7 Ah	(3hr, 25.9A, 1.75V/cell)
	70.0 Ah	(1hr, 70.0A, 1.67V/cell)
Max. Discharge Current	1200A	
Internal Resistance (25°C)	Approx. 4.4mΩ (Fully charged)	
Operating Temp. Range	Discharge	-40~65°C (-40~149°F) 0~
	Charge	40°C (32~104°F)
	Storage	-20~40°C (-4~104°F)
Nominal Operating Temp. Range	25±3°C (77±5°F)	
Max. Charging Current (25°C)	30.0A	
Charge voltage (25°C)	Float	13.62V
	Temp. Coefficient	-3mV/cell/°C
	Equalization	14.1~14.4V
Effect of temp. to Capacity	40°C (104°F)	103%
	25°C (77°F)	100%
	0°C (32°F)	86%
Self Discharge	<p>PLX series batteries can be stored up to 24 months at 25°C (77°F). For higher temperatures the time interval will be shorter.</p> <p>Battery needs to be given a freshening charge when the OCV approach 2.10V/cell or when the maximum storage time is reached, whichever occurs first.</p>	



Layout



Unit: mm

Constant Current Discharge (Amperes) at 25°C (77°F)

F.V/Time	5min	10min	15min	20min	30min	45min	1h	2h	3h	4h	5h	8h	10h	20h
1.85V/cell	303.6	228.6	184.3	153.9	113.6	80.0	61.9	34.1	24.7	19.8	16.7	11.7	9.79	5.10
1.80V/cell	329.6	242.8	193.4	159.9	118.4	82.7	63.9	35.2	25.4	20.4	17.2	11.9	10.0	5.20
1.75V/cell	350.9	255.6	200.4	166.2	122.4	85.2	65.8	36.1	25.9	20.7	17.5	12.1	10.1	5.24
1.70V/cell	373.3	263.7	207.5	171.6	126.6	88.0	67.7	36.9	26.4	21.0	17.7	12.2	10.1	5.28
1.67V/cell	390.0	274.8	213.0	177.3	132.0	91.3	70.0	37.9	26.9	21.4	17.9	12.3	10.2	5.31
1.60V/cell	410.0	279.4	225.0	185.1	135.0	93.7	71.7	38.6	27.3	21.7	18.1	12.4	10.3	5.35

Constant Power Discharge (Watts/cell) at 25°C (77°F)

F.V/Time	5min	10min	15min	20min	30min	45min	1h	2h	3h	4h	5h	8h	10h	20h
1.85V/cell	569.0	438.9	357.7	299.5	222.7	158.3	122.8	68.0	49.4	39.7	33.6	23.7	19.9	10.4
1.80V/cell	611.0	461.2	372.9	309.2	230.6	162.3	126.0	69.9	50.6	40.7	34.5	24.1	20.3	10.6
1.75V/cell	642.4	480.1	382.6	318.4	236.4	166.1	128.9	71.4	51.3	41.2	34.9	24.3	20.4	10.6
1.70V/cell	667.2	491.6	392.2	325.7	242.5	170.5	131.8	72.5	52.1	41.7	35.2	24.5	20.4	10.7
1.67V/cell	670.0	501.2	405.0	333.0	245.0	176.0	135.5	74.1	52.9	42.2	35.6	24.6	20.5	10.7
1.60V/cell	710.0	506.1	410.0	343.9	250.0	178.8	137.7	75.0	53.5	42.6	35.7	24.7	20.6	10.7

PLX-Pure Lead High Rate PLX12-400FT(A) (12V405W)

Applications

- UPS
- Emergency lighting
- Emergency power supply
- Electrical starting
- Power tools

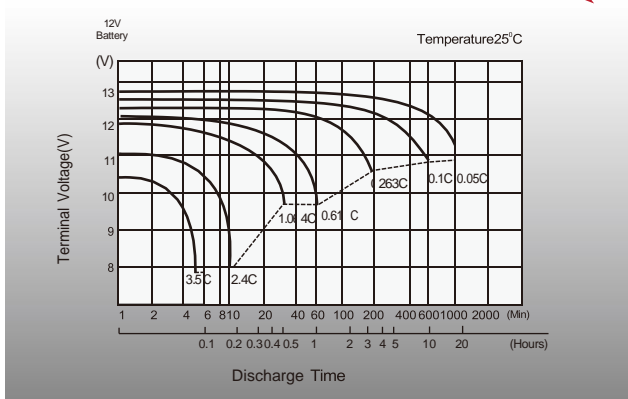
General Features

- 15 years design life(25° C)
- Premium ABS+PC jar & covers, Flame Retardant to UL94 V-0
- High-rate performance, high energy density
- High quality AGM separators minimize electrical resistance to allow high current discharging properties

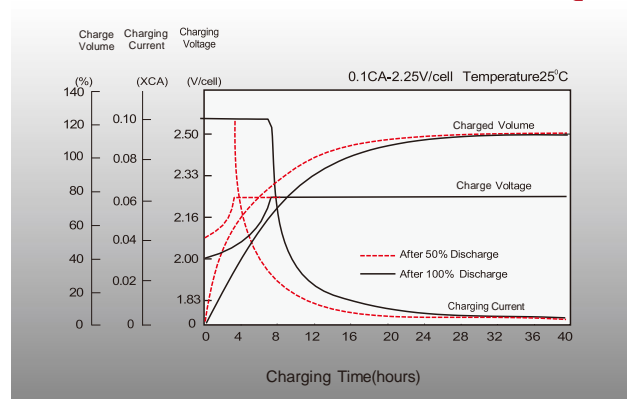
Standards

- Conform to: IEC60896-21&22
- Classified as "Very Long Life" according to Eurobat
- UL Certified
- Manufactured in Leoch@IATF16949, OHSAS 18001,ISO 9001 and ISO 14001 certified production facilities

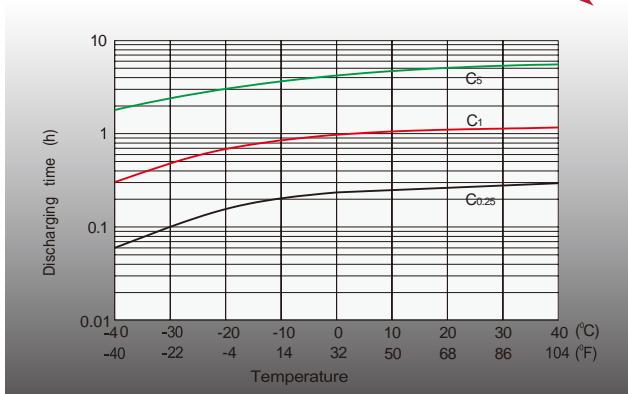
Discharge Characteristics



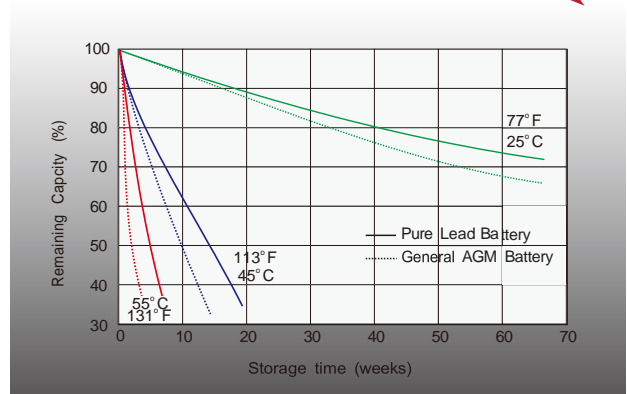
Float Charging Characteristics



Effects of Temperature on Discharging Time



Self-discharge Characteristics



PLX-Pure Lead High Rate

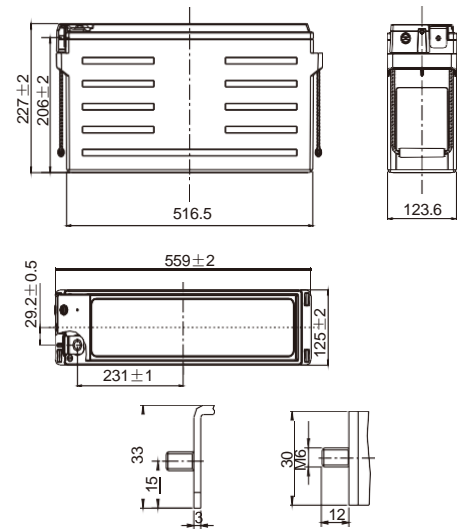
PLX12-450FT(A) (12V450W)

Specifications

Rated Voltage	12V	
Nominal Rate ($W_{15}, 1.67V/cell$)	450W	
Nominal Capacity ($C_{10}, 1.80V/cell$)	110Ah	
Dimension	Length	559±2mm (22.01 inches)
	Width	125±2mm (4.92 inches)
	Container Height	227±2mm (8.94 inches)
	Total Height	227±2mm (8.94 inches)
Approx. Weight	37.7 Kg (83.7 lbs)	
Terminal	M6	
Container Material	PC-ABS flame retardant jar and cover to UL94 V-0	
Rated Capacity (25°C)	125.6 Ah	(20hr, 6.28A, 1.80V/cell)
	110.0 Ah	(10hr, 11.0A, 1.80V/cell)
	110.0 Ah	(5hr, 22.0A, 1.75V/cell)
	103.8 Ah	(3hr, 34.6A, 1.75V/cell)
	89.2 Ah	(1hr, 89.2A, 1.67V/cell)
Max. Discharge Current	1320A	
Internal Resistance (25°C)	Approx. 4.0mΩ(Fully charged)	
Operating Temp. Range	Discharge	-40~65°C (-40~149°F) 0~
	Charge	40°C (32~104°F)
	Storage	-20~40°C (-4~104°F)
Nominal Operating Temp. Range	25±3°C (77±5°F)	
Max. Charging Current(25°C)	33.0A	
Charge voltage(25°C)	Float	13.62V
	Temp. Coefficient	-3mV/cell/°C
	Equalization	14.1~14.4V
Effect of temp. to Capacity	40°C (104°F)	103%
	25°C (77°F)	100%
	0°C (32°F)	86%
Self Discharge	<p>PLX series batteries can be stored up to 24 months at 25°C(77°F), For higher temperatures the time interval will be shorter.</p> <p>Battery needs to be given a freshening charge when the OCV approach 2.10V/cell or when the maximum storage time is reached, whichever occurs first.</p>	



Layout



Unit: mm

Constant Current Discharge (Amperes) at 25°C (77°F)

F.V/Time	5min	10min	15min	20min	30min	45min	1h	2h	3h	4h	5h	8h	10h	20h
1.85V/cell	309.3	238.4	186.7	160.2	123.2	95.7	78.1	45.9	33.0	25.8	21.3	14.0	10.8	6.08
1.80V/cell	348.8	263.4	203.0	172.8	132.9	101.1	81.8	47.4	33.8	26.4	21.7	14.3	11.0	6.28
1.75V/cell	388.6	287.3	218.7	184.6	140.6	105.8	85.2	48.8	34.6	26.9	22.0	14.5	11.9	6.41
1.70V/cell	425.6	297.6	232.4	194.8	146.4	109.6	87.9	49.7	35.2	27.3	22.4	14.7	12.0	6.53
1.67V/cell	483.3	310.7	245.6	200.9	148.6	111.6	89.2	50.3	35.5	27.6	22.7	14.8	12.1	6.53
1.60V/cell	532.4	331.4	261.1	209.2	151.8	114.7	91.2	51.2	36.1	28.0	22.8	15.0	12.2	6.63

Constant Power Discharge (Watts/cell) at 25°C (77°F)

F.V/Time	5min	10min	15min	20min	30min	45min	1h	2h	3h	4h	5h	8h	10h	20h
1.85V/cell	579.8	457.7	362.3	311.7	241.4	189.2	154.9	91.7	66.0	51.8	42.9	28.4	23.3	12.4
1.80V/cell	646.6	500.5	391.5	334.1	258.8	198.6	161.4	94.2	67.4	52.7	43.4	28.8	23.6	12.8
1.75V/cell	711.4	539.7	417.5	353.7	271.6	206.3	166.8	96.3	68.6	53.5	44.0	29.1	24.0	13.0
1.70V/cell	772.0	551.9	439.3	369.7	280.3	212.3	171.0	97.9	69.5	54.1	44.6	29.5	24.2	13.2
1.67V/cell	805.6	568.6	450.0	377.3	285.7	215.1	172.7	98.6	69.9	54.5	44.9	29.6	24.3	13.2
1.60V/cell	872.8	597.8	466.9	388.7	292.2	218.7	175.1	99.6	70.6	55.0	45.2	29.8	24.5	13.3

PLX-Pure Lead High Rate PLX12-450FT(A) (12V450W)

Applications

- UPS
- Emergency lighting
- Emergency power supply
- Electrical starting
- Power tools

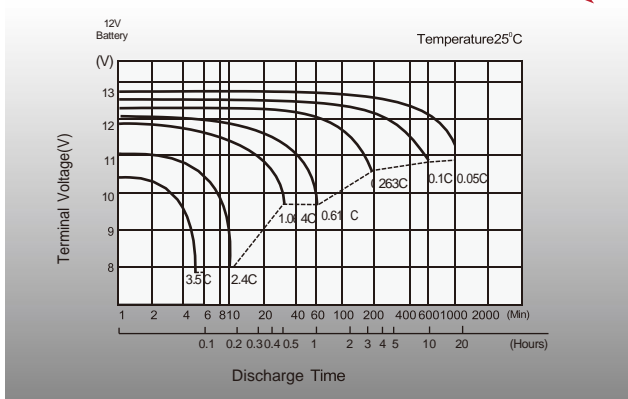
General Features

- 15 years design life(25° C)
- Premium ABS+PC jar & covers, Flame Retardant to UL94 V-0
- High-rate performance, high energy density
- High quality AGM separators minimize electrical resistance to allow high current discharging properties

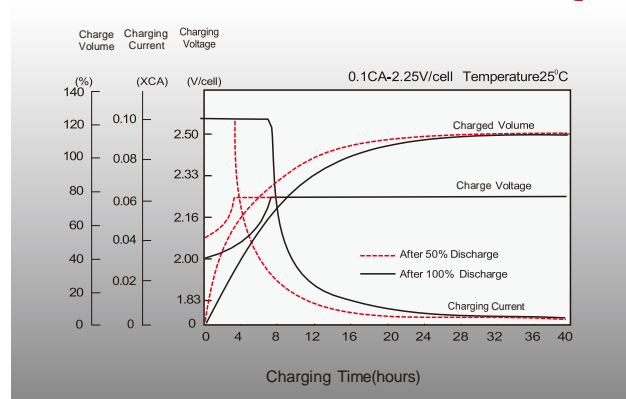
Standards

- Conform to: IEC60896-21&22
- Classified as "Very Long Life" according to Eurobat
- UL Certified
- Manufactured in Leoch@IATF16949, OHSAS 18001,ISO 9001 and ISO 14001 certified production facilities

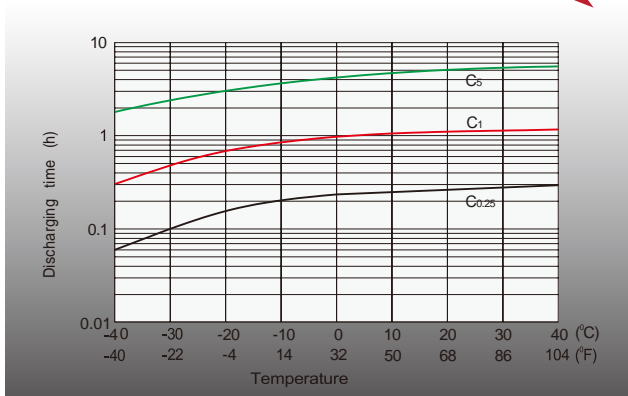
Discharge Characteristics



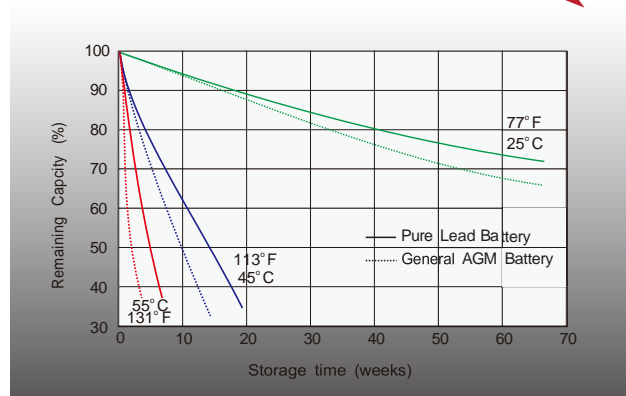
Float Charging Characteristics



Effects of Temperature on Discharging Time



Self-discharge Characteristics



PLX-Pure Lead High Rate

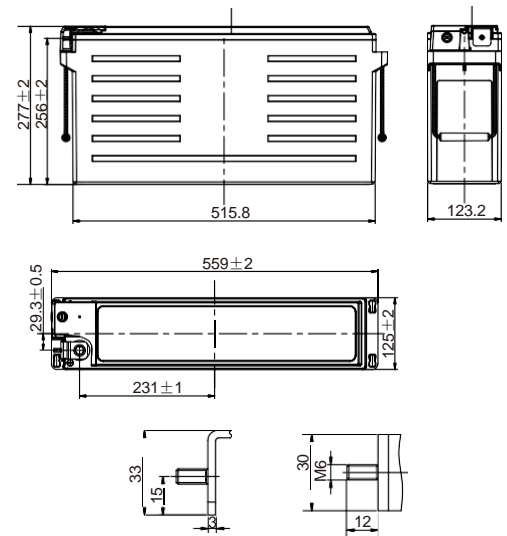
PLX12-620FT(A) (12V620W)

Specifications

Rated Voltage	12V	
Nominal Rate ($W_{15}, 1.67V/cell$)	620W	
Nominal Capacity ($C_{10}, 1.80V/cell$)	150Ah	
Dimension	Length	559±2mm (22.01 inches)
	Width	125±2mm (4.92 inches)
	Container Height	277±2mm (10.91 inches)
	Total Height	277±2mm (10.91 inches)
Approx. Weight	48.5 Kg (106.9 lbs)	
Terminal	M6	
Container Material	PC-ABS flame retardant jar and cover to UL94 V-0	
Rated Capacity (25°C)	156.0 Ah	(20hr, 7.80A, 1.80V/cell)
	150.0 Ah	(10hr, 15.0A, 1.80V/cell)
	133.5 Ah	(5hr, 26.7A, 1.75V/cell)
	125.7 Ah	(3hr, 41.9A, 1.75V/cell)
	111.4 Ah	(1hr, 111.4A, 1.67V/cell)
Max. Discharge Current	1400A	
Internal Resistance (25°C)	Approx. 3.6mΩ(Fully charged)	
Operating Temp. Range	Discharge	-40~65°C (-40~149°F)
	Charge	0~40°C (32~104°F)
	Storage	-20~40°C (-4~104°F)
Nominal Operating Temp. Range	25±3°C (77±5°F)	
Max. Charging Current(25°C)	45.0A	
Charge voltage(25°C)	Float	13.62V
	Temp. Coefficient	-3mV/cell/°C
	Equalization	14.1~14.4V
Effect of temp. to Capacity	40°C (104°F)	103%
	25°C (77°F)	100%
	0°C (32°F)	86%
Self Discharge	<p>PLX series batteries can be stored up to 24 months at 25°C(77°F), For higher temperatures the time interval will be shorter.</p> <p>Battery needs to be given a freshening charge when the OCV approach 2.10V/cell or when the maximum storage time is reached, whichever occurs first.</p>	



Layout



Unit: mm

Constant Current Discharge (Amperes) at 25°C (77°F)

F.V/Time	5min	10min	15min	20min	30min	45min	1h	2h	3h	4h	5h	8h	10h	20h
1.85V/cell	376.6	292.5	249.7	218.6	162.6	124.5	98.3	54.1	39.2	31.0	24.9	17.9	14.7	7.65
1.80V/cell	433.6	337.2	278.3	238.8	173.7	130.7	102.2	56.6	40.9	32.3	26.1	18.5	15.0	7.80
1.75V/cell	474.0	369.1	301.5	254.9	184.8	136.2	106.0	58.2	41.9	33.2	26.7	18.8	15.2	7.89
1.70V/cell	510.7	399.1	320.8	268.1	191.9	141.0	108.6	59.0	42.7	33.7	27.1	18.9	15.4	7.96
1.67V/cell	570.0	420.4	338.3	278.5	199.7	145.5	111.4	60.1	43.2	34.2	27.4	19.2	15.5	8.02
1.60V/cell	614.3	445.5	355.8	290.7	202.1	148.4	113.2	61.0	43.7	34.6	27.7	19.4	15.6	8.08

Constant Power Discharge (Watts/cell) at 25°C (77°F)

F.V/Time	5min	10min	15min	20min	30min	45min	1h	2h	3h	4h	5h	8h	10h	20h
1.85V/cell	705.8	561.5	484.7	425.3	318.6	246.3	194.9	108.0	78.3	62.3	50.2	36.2	29.8	15.6
1.80V/cell	803.7	640.6	536.7	461.8	338.3	256.6	201.6	112.3	81.4	64.5	52.2	37.3	30.4	15.9
1.75V/cell	867.8	693.4	575.5	488.4	357.0	265.7	207.5	114.9	83.0	66.0	53.3	37.8	30.7	16.0
1.70V/cell	926.3	740.1	606.3	508.8	367.6	273.1	211.3	116.2	84.3	66.8	53.9	38.0	31.0	16.1
1.67V/cell	950.0	769.4	620.0	523.1	384.0	280.3	215.7	117.7	85.0	67.5	54.3	38.3	31.1	16.2
1.60V/cell	1007.0	803.7	636.2	540.2	389.0	283.1	217.5	118.6	85.4	67.9	54.8	38.5	31.3	16.2

PLX-Pure Lead High Rate PLX12-620FT(A) (12V620W)

Applications

- UPS
- Emergency lighting
- Emergency power supply
- Electrical starting
- Power tools

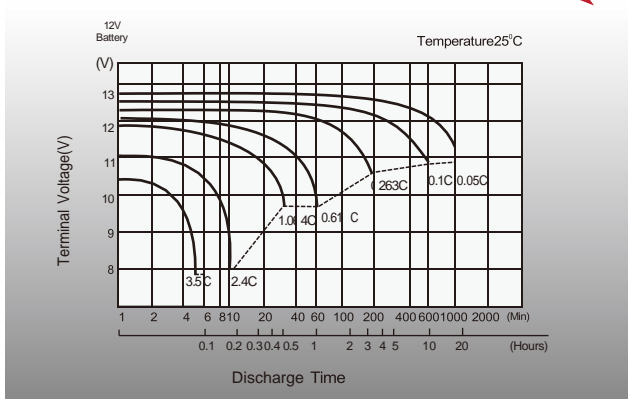
General Features

- 15 years design life(25° C)
- Premium ABS+PC jar & covers, Flame Retardant to UL94 V-0
- High-rate performance, high energy density
- High quality AGM separators minimize electrical resistance to allow high current discharging properties

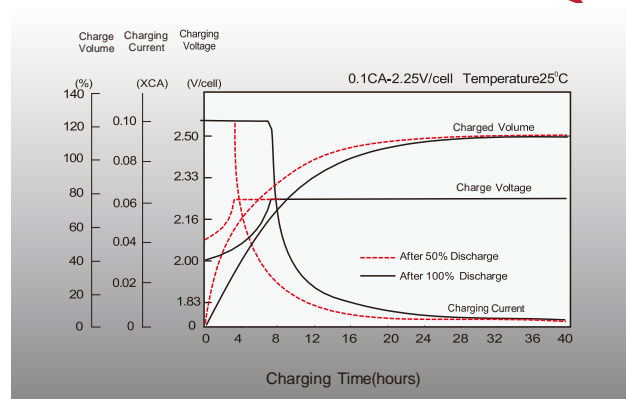
Standards

- Conform to: IEC60896-21&22
- Classified as "Very Long Life" according to Eurobat
- UL Certified
- Manufactured in Leoch@IATF16949, OHSAS 18001,ISO 9001 and ISO 14001 certified production facilities

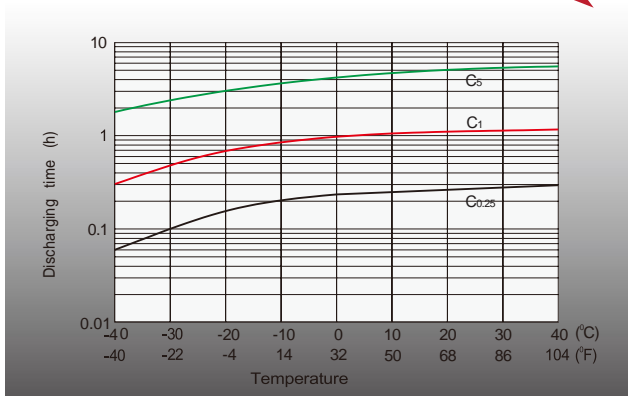
Discharge Characteristics



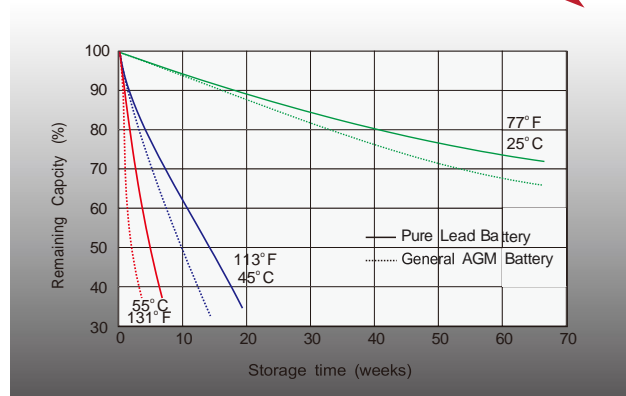
Float Charging Characteristics



Effects of Temperature on Discharging Time



Self-discharge Characteristics





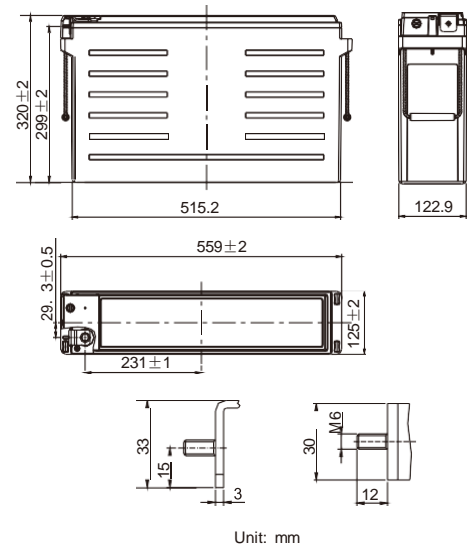
PLX-Pure Lead High Rate PLX12-700FT(A)(12V700W)

Specifications

Rated Voltage	12V	
Nominal Rate (W ₁₅ , 1.67V/cell)	700W	
Nominal Capacity(C ₁₀ , 1.80V/cell)	190Ah	
Dimension	Length	559±2mm (22.01 inches)
	Width	125±2mm (4.92 inches)
	Container Height	320±2mm (12.60 inches)
	Total Height	320±2mm (12.60 inches)
Approx. Weight	58.0 Kg (127.9 lbs)	
Terminal	M6	
Container Material	PC-ABS flame retardant jar and cover to UL94 V-0	
Rated Capacity (25°C)	197.6 Ah	(20hr, 9.88A, 1.80V/cell)
	190.0 Ah	(10hr, 19.0A, 1.80V/cell)
	162.5 Ah	(5hr, 32.5A, 1.75V/cell)
	148.8 Ah	(3hr, 49.6A, 1.75V/cell)
	133.0 Ah	(1hr, 133.0A, 1.67V/cell)
Max. Discharge Current	1500A	
Internal Resistance (25°C)	Approx. 3.0mΩ(Fully charged)	
Operating Temp. Range	Discharge	-40~65°C (-40~149°F) 0~
	Charge	40°C (32~104°F)
	Storage	-20~40°C (-4~104°F)
Nominal Operating Temp. Range	25±3°C (77±5°F)	
Max. Charging Current(25°C)	57.0A	
Charge voltage(25°C)	Float	13.62V
	Temp. Coefficient	-3mV/cell/°C
	Equalization	14.1~14.4V
Effect of temp. to Capacity	40°C (104°F)	103%
	25°C (77°F)	100%
	0°C (32°F)	86%
Self Discharge	<p>PLX series batteries can be stored up to 24 months at 25°C(77°F), For higher temperatures the time interval will be shorter.</p> <p>Battery needs to be given a freshening charge when the OCV approach 2.10V/cell or when the maximum storage time is reached, whichever occurs first.</p>	



Layout



Constant Current Discharge (Amperes) at 25°C (77°F)

F.V/Time	5min	10min	15min	20min	30min	45min	1h	2h	3h	4h	5h	8h	10h	20h
1.85V/cell	390.6	331.5	290.2	249.5	188.7	139.1	112.5	64.9	46.8	36.8	30.7	21.4	18.4	9.58
1.80V/cell	448.7	370.6	323.7	275.7	203.5	148.0	118.8	67.2	48.6	38.0	31.7	22.1	19.0	9.88
1.75V/cell	488.8	399.5	344.5	294.1	216.2	155.5	124.5	68.7	49.6	39.0	32.5	22.5	19.3	10.1
1.70V/cell	535.7	428.0	362.3	306.9	226.5	162.2	128.6	70.5	50.7	39.8	33.1	22.9	19.5	10.2
1.67V/cell	641.3	453.1	374.1	319.2	234.6	167.4	133.0	71.8	51.3	40.1	33.5	23.3	19.6	10.3
1.60V/cell	656.0	477.7	390.1	327.6	241.6	172.1	136.0	73.0	51.6	40.5	33.8	23.4	19.8	10.4

Constant Power Discharge (Watts/cell) at 25°C (77°F)

F.V/Time	5min	10min	15min	20min	30min	45min	1h	2h	3h	4h	5h	8h	10h	20h
1.85V/cell	730.9	636.4	560.3	485.5	369.7	275.2	223.2	129.6	93.7	73.9	61.8	43.5	37.4	19.5
1.80V/cell	832.4	704.1	621.8	533.1	396.3	290.8	234.1	133.4	96.8	76.0	63.6	44.5	38.5	20.1
1.75V/cell	898.8	750.5	657.6	563.4	417.4	303.2	243.7	135.8	98.4	77.5	64.8	45.3	39.0	20.4
1.70V/cell	959.4	793.6	684.9	582.5	434.0	314.3	250.5	138.8	100.2	78.9	65.8	46.1	39.3	20.6
1.67V/cell	983.9	829.2	700.0	599.6	450.3	322.6	257.5	140.7	101.0	79.3	66.5	46.6	39.4	20.7
1.60V/cell	1043.0	861.8	704.9	608.6	465.0	328.4	261.3	142.0	101.0	79.7	66.8	46.7	39.7	20.8

PLX-Pure Lead High Rate PLX12-700FT(A)(12V700W)

Applications

- UPS
- Emergency lighting
- Emergency power supply
- Electrical starting
- Power tools

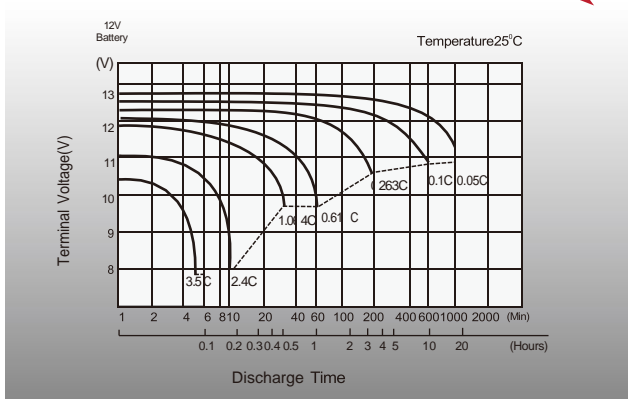
General Features

- 15 years design life(25° C)
- Premium ABS+PC jar & covers, Flame Retardant to UL94 V-0
- High-rate performance, high energy density
- High quality AGM separators minimize electrical resistance to allow high current discharging properties

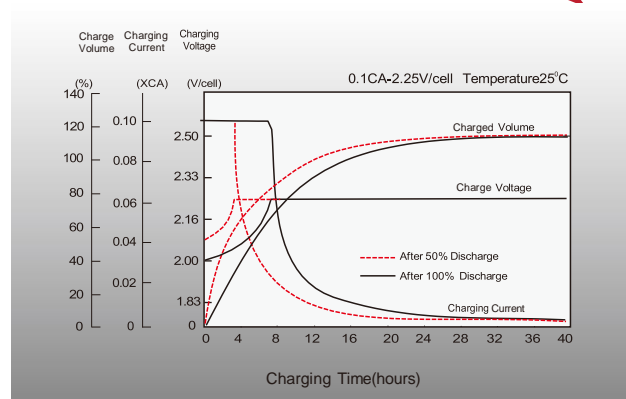
Standards

- Conform to: IEC60896-21&22
- Classified as "Very Long Life" according to Eurobat
- UL Certified
- Manufactured in Leoch@IATF16949, OHSAS 18001,ISO 9001 and ISO 14001 certified production facilities

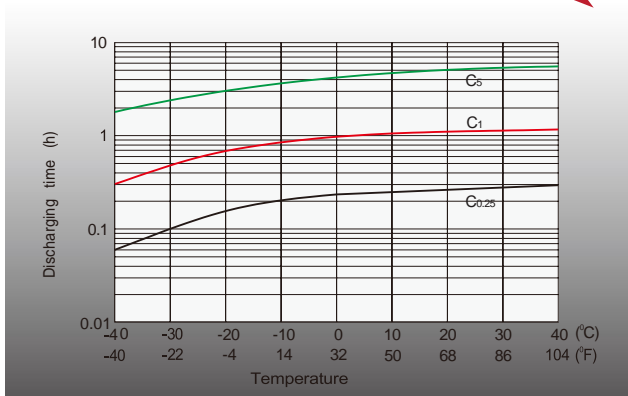
Discharge Characteristics



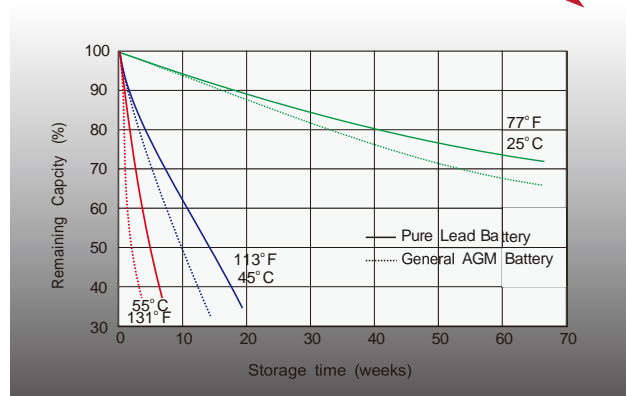
Float Charging Characteristics



Effects of Temperature on Discharging Time



Self-discharge Characteristics



PLX-Pure Lead High Rate

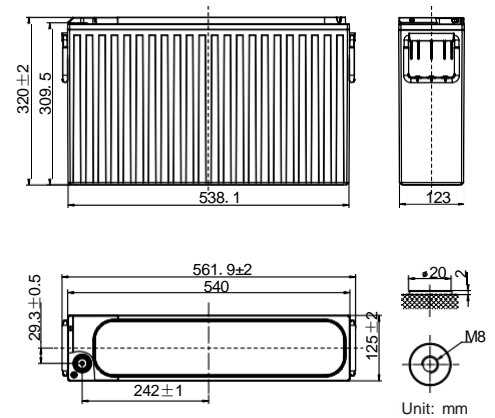
PLX12-730FT (12V730W)

Specifications

Rated Voltage	12V	
Nominal Rate ($W_{15}, 1.67V/cell$)	730W	
Nominal Capacity ($C_{10}, 1.80V/cell$)	200Ah	
Dimension	Length	571±2mm (22.13 inches)
	Width	125±2mm (4.92 inches)
	Container Height	320±2mm (12.60 inches)
	Total Height	320±2mm (12.60 inches)
Approx. Weight	61.0 Kg (134.2 lbs)	
Terminal	M6	
Container Material	PC-ABS flame retardant jar and cover to UL94 V-0	
Rated Capacity (25°C)	208.0 Ah	(20hr, 10.4A, 1.80V/cell)
	200.0 Ah	(10hr, 20.0A, 1.80V/cell)
	171.0 Ah	(5hr, 34.2A, 1.75V/cell)
	156.6 Ah	(3hr, 52.2A, 1.75V/cell)
	137.0 Ah	(1hr, 137.0A, 1.67V/cell)
Max. Discharge Current	1500A	
Internal Resistance (25°C)	Approx. 3.0mΩ(Fully charged)	
Operating Temp. Range	Discharge	-40~65°C (-40~149°F) 0~
	Charge	40°C (32~104°F)
	Storage	-20~40°C (-4~104°F)
Nominal Operating Temp. Range	25±3°C (77±5°F)	
Max. Charging Current(25°C)	60.0A	
Charge voltage(25°C)	Float	13.62V
	Temp. Coefficient	-3mV/cell/°C
	Equalization	14.1~14.4V
Effect of temp. to Capacity	40°C (104°F)	103%
	25°C (77°F)	100%
	0°C (32°F)	86%
Self Discharge	<p>PLX series batteries can be stored up to 24 months at 25°C(77°F), For higher temperatures the time interval will be shorter.</p> <p>Battery needs to be given a freshening charge when the OCV approach 2.10V/cell or when the maximum storage time is reached, whichever occurs first.</p>	



Layout



Constant Current Discharge (Amperes) at 25°C (77°F)

F.V/Time	5min	10min	15min	20min	30min	45min	1h	2h	3h	4h	5h	8h	10h	20h
1.85V/cell	420.0	356.4	312.0	268.2	202.8	149.6	118.4	68.3	49.3	38.7	32.3	22.5	19.4	10.1
1.80V/cell	482.4	398.4	348.0	296.4	218.8	159.2	125.1	70.7	51.2	40.0	33.4	23.3	20.0	10.4
1.75V/cell	525.6	429.6	370.4	316.2	232.4	167.2	131.1	72.3	52.2	41.1	34.2	23.7	20.3	10.6
1.70V/cell	576.0	460.2	389.6	330.0	243.6	174.4	135.4	74.2	53.4	41.9	34.8	24.1	20.5	10.7
1.67V/cell	689.5	487.2	402.2	343.2	252.2	180.0	137.0	75.6	54.0	42.2	35.3	24.5	20.6	10.8
1.60V/cell	705.4	513.6	419.5	352.2	259.8	185.1	140.2	76.8	54.3	42.6	35.6	24.6	20.8	10.9

Constant Power Discharge (Watts/cell) at 25°C (77°F)

F.V/Time	5min	10min	15min	20min	30min	45min	1h	2h	3h	4h	5h	8h	10h	20h
1.85V/cell	782.0	679.3	602.4	522.0	397.5	295.9	234.9	136.4	98.6	77.8	65.1	45.8	39.4	20.5
1.80V/cell	890.5	750.9	668.5	573.2	426.1	312.6	246.4	140.4	101.9	80.0	66.9	46.8	40.5	21.2
1.75V/cell	961.6	804.2	707.1	605.8	448.7	326.0	256.5	142.9	103.6	81.6	68.2	47.7	41.1	21.5
1.70V/cell	1026.4	848.2	724.8	626.3	466.6	337.9	263.7	146.1	105.5	83.1	69.3	48.5	41.4	21.7
1.67V/cell	1052.6	868.6	730.0	644.6	484.2	346.8	265.2	148.1	106.3	83.5	70.0	49.1	41.5	21.8
1.60V/cell	1115.8	886.9	736.5	654.3	500.0	353.1	269.4	149.5	106.8	83.9	70.3	49.2	41.8	21.9

PLX-Pure Lead High Rate PLX12-730FT (12V730W)

Applications

- UPS
- Emergency lighting
- Emergency power supply
- Electrical starting
- Power tools

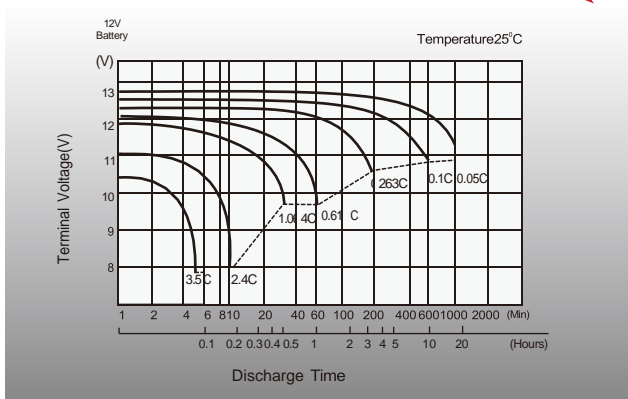
General Features

- 15 years design life(25° C)
- Premium ABS+PC jar & covers, Flame Retardant to UL94 V-0
- High-rate performance, high energy density
- High quality AGM separators minimize electrical resistance to allow high current discharging properties

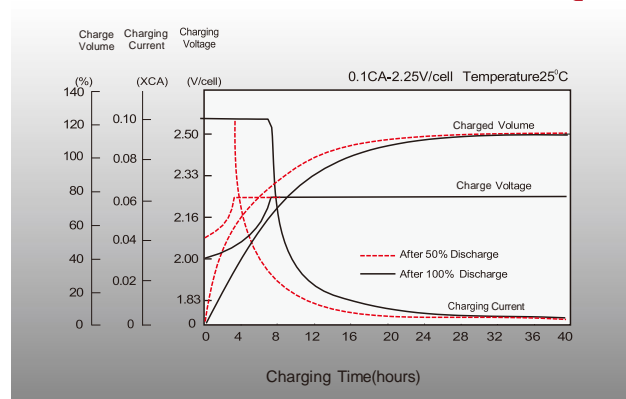
Standards

- Compliance with IEC 60896 standard
- Classified as "Very Long Life" according to Eurobat
- CE, UL Certified
- Manufactured in Leoch@IATF16949, OHSAS 18001,ISO 9001 and ISO 14001 certified production facilities

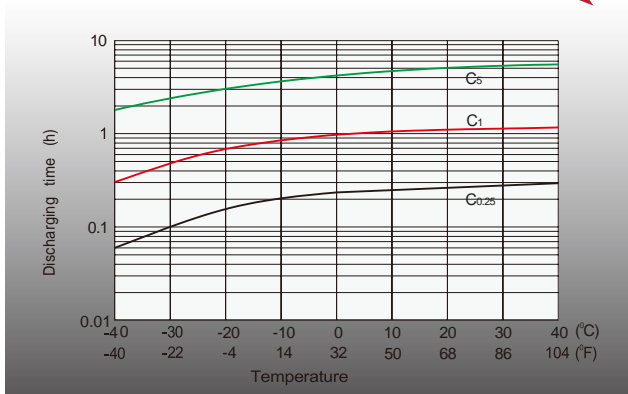
Discharge Characteristics



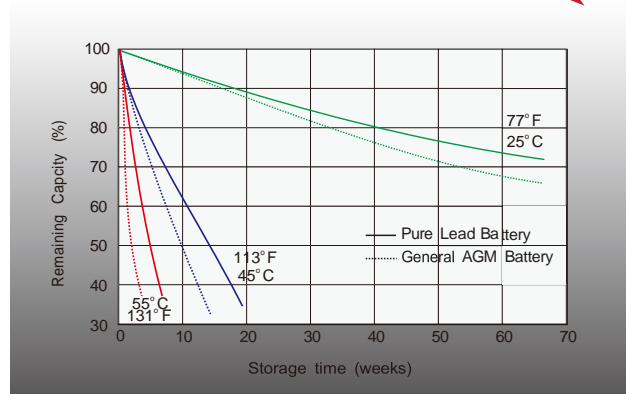
Float Charging Characteristics



Effects of Temperature on Discharging Time



Self-discharge Characteristics



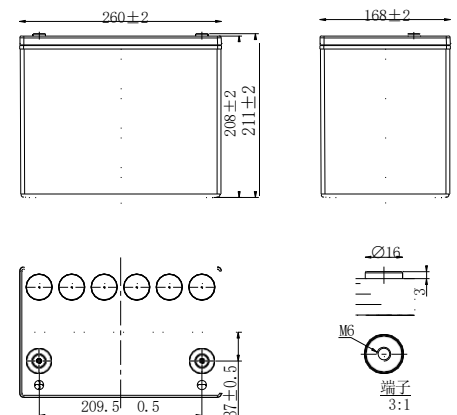
PLX-Pure Lead High Rate PLX12-330 (12V330W)

Specifications

Rated Voltage	12V	
Nominal Rate ($W_{15}, 1.67V/cell$)	330W	
Nominal Capacity($C_{20}, 1.80V/cell$)	80Ah	
Dimension	Length	260±2mm (10.24 inches)
	Width	168±2mm (6.61 inches)
	Container Height	208±2mm (8.19 inches)
	Total Height	211±2mm (8.31 inches)
Approx. Weight	25.0 Kg (55.1 lbs)	
Terminal	M6	
Container Material	PC-ABS flame retardant jar and cover to UL94 V-0	
Rated Capacity (25°C)	8.32 Ah	(20hr,4.16A,1.80V/cell)
	80.0 Ah	(10hr,8.00A,1.80V/cell)
	75.0 Ah	(5hr,15.0A,1.75V/cell)
	66.3 Ah	(3hr,22.1A,1.75V/cell)
	58.6 Ah	(1hr,58.6A,1.67V/cell)
Max. Discharge Current	960A	
Internal Resistance (25°C)	Approx. 3.80mΩ(Fully charged)	
Operating Temp.Range	Discharge	-40~65°C (-40~149°F)
	Charge	0~40°C (32~104°F)
	Storage	-20~40°C (-4~104°F)
Nominal Operating Temp. Range	25±3°C (77±5°F)	
Max.Charging Current(25°C)	24.0A	
Charge voltage(25°C)	Float	13.62V
	Temp. Coefficient	-3mV/cell/°C
	Equalization	14.1~14.4V
Effect of temp. to Capacity	40°C (104°F)	103%
	25°C (77°F)	100%
	0°C (32°F)	86%
Self Discharge	<p>PLX series batteries can be stored up to 24 months at 25°C(77°F), For higher temperatures the time interval will be shorter. Battery needs to be given a freshening charge when the OCV approach 2.10V/cell or when the maximum storage time is reached, whichever occurs first.</p>	



Layout



Constant Current Discharge (Amperes) at 25°C (77°F)

F.V/Time	5min	10min	15min	20min	30min	45min	1h	2h	3h	4h	5h	8h	10h	20h
1.85V/cell	195.8	157.9	133.2	116.6	86.7	64.3	51.6	28.8	20.6	16.6	14.1	9.54	7.84	4.08
1.80V/cell	225.5	182.1	148.4	127.4	92.6	67.6	53.7	30.2	21.5	17.2	14.7	9.86	8.00	4.16
1.75V/cell	246.5	199.3	160.8	136.0	98.6	69.5	55.2	31.0	22.1	17.7	15.0	10.0	8.11	4.21
1.70V/cell	265.5	215.5	171.1	143.0	102.4	72.0	57.4	31.5	22.5	18.0	15.3	10.1	8.21	4.25
1.67V/cell	296.4	227.0	180.4	148.5	106.5	74.8	58.6	32.0	22.8	18.2	15.4	10.2	8.27	4.28
1.60V/cell	320.4	230.9	186.5	152.7	108.6	76.0	59.6	32.5	23.1	18.4	15.6	10.3	8.32	4.31

Constant Power Discharge (Watts/cell) at 25°C (77°F)

F.V/Time	5min	10min	15min	20min	30min	45min	1h	2h	3h	4h	5h	8h	10h	20h
1.85V/cell	375.9	308.9	262.0	230.5	172.3	128.4	103.3	58.0	41.7	33.6	28.7	19.5	16.1	8.44
1.80V/cell	426.9	352.6	289.1	249.5	182.6	133.9	106.8	60.2	43.2	34.7	29.8	20.1	16.4	8.56
1.75V/cell	461.1	382.3	310.5	263.8	192.5	136.5	109.0	61.5	44.1	35.5	30.3	20.3	16.5	8.62
1.70V/cell	488.8	408.8	326.4	274.6	197.8	140.0	112.3	62.0	44.6	35.8	30.5	20.4	16.6	8.66
1.67V/cell	538.1	427.4	330.0	283.5	204.8	144.6	114.2	62.8	44.9	36.1	30.7	20.5	16.7	8.68
1.60V/cell	600.0	430.5	350.1	288.6	206.6	145.6	115.0	63.2	45.0	36.2	30.7	20.5	16.7	8.71

PLX-Pure Lead High Rate PLX12-330 (12V330W)

Applications

- UPS
- Emergency lighting
- Emergency power supply
- Electrical starting
- Power tools

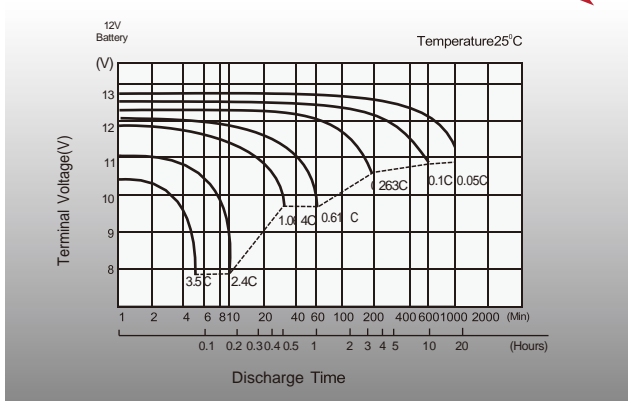
General Features

- 15 years design life(25° C)
- Premium ABS+PC jar & covers, Flame Retardant to UL94 V-0
- High-rate performance, high energy density
- High quality AGM separators minimize electrical resistance to allow high current discharging properties

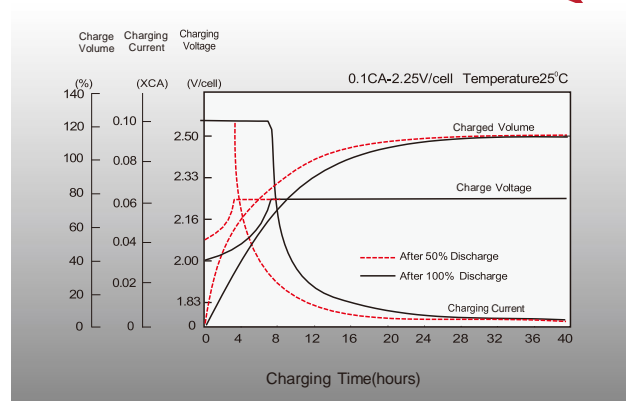
Standards

- Conform to: IEC60896-21&22
- Classified as "Very Long Life" according to Eurobat
- UL Certified
- Manufactured in Leoch@IATF16949, OHSAS 18001, ISO 9001 and ISO 14001 certified production facilities

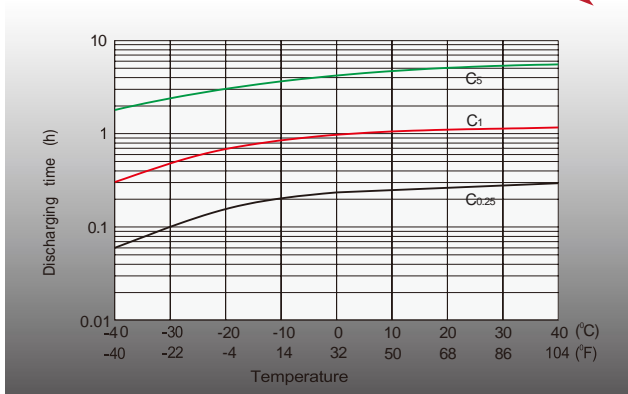
Discharge Characteristics



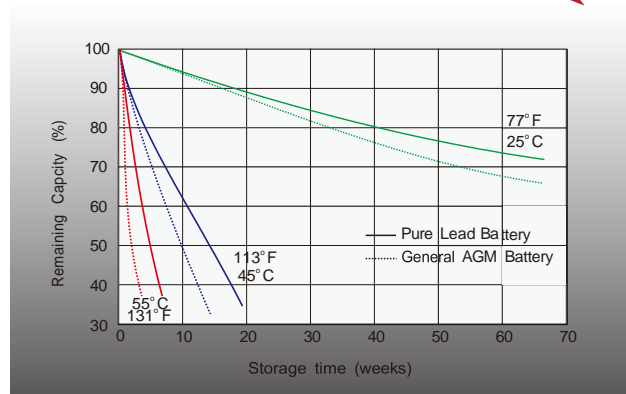
Float Charging Characteristics



Effects of Temperature on Discharging Time



Self-discharge Characteristics



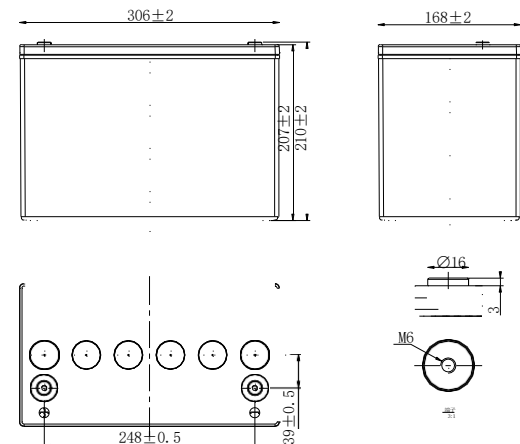
PLX-Pure Lead High Rate PLX12-360 (12V360W)

Specifications

Rated Voltage	12V	
Nominal Rate ($W_{15}, 1.67V/cell$)	360W	
Nominal Capacity($C_{20}, 1.80V/cell$)	90Ah	
Dimension	Length	306±2mm (12.05 inches)
	Width	168±2mm (6.61 inches)
	Container Height	207±2mm (8.15 inches)
	Total Height	210±2mm (8.27 inches)
Approx. Weight	29.5 Kg (65.0 lbs)	
Terminal	M6	
Container Material	PC-ABS flame retardant jar and cover to UL94 V-0	
Rated Capacity (25°C)	9.56 Ah	(20hr,4.78A,1.80V/cell)
	90.0 Ah	(10hr,9.00A,1.80V/cell)
	86.5 Ah	(5hr,17.3A,1.75V/cell)
	76.2 Ah	(3hr,25.4A,1.75V/cell)
	68.1Ah	(1hr,68.1A,1.67V/cell)
Max. Discharge Current	1080A	
Internal Resistance (25°C)	Approx. 3.60mΩ(Fully charged)	
Operating Temp.Range	Discharge	-40~65°C (-40~149°F)
	Charge	0~40°C (32~104°F)
	Storage	-20~40°C (-4~104°F)
Nominal Operating Temp. Range	25±3°C (77±5°F)	
Max.Charging Current(25°C)	27.0A	
Charge voltage(25°C)	Float	13.62V
	Temp. Coefficient	-3mV/cell/°C
	Equalization	14.1~14.4V
Effect of temp. to Capacity	40°C (104°F)	103%
	25°C (77°F)	100%
	0°C (32°F)	86%
Self Discharge	<p>PLX series batteries can be stored up to 24 months at 25°C(77°F), For higher temperatures the time interval will be shorter.</p> <p>Battery needs to be given a freshening charge when the OCV approach 2.10V/cell or when the maximum storage time is reached, whichever occurs first.</p>	



Layout



Constant Current Discharge (Amperes) at 25°C (77°F)

F.V/Time	5min	10min	15min	20min	30min	45min	1h	2h	3h	4h	5h	8h	10h	20h
1.85V/cell	256.1	187.2	149.8	134.1	99.7	73.9	60.0	33.2	23.7	19.0	16.2	10.7	8.90	4.69
1.80V/cell	294.9	215.8	167.0	146.5	106.5	77.7	62.4	34.7	24.8	19.8	16.9	11.1	9.00	4.78
1.75V/cell	322.3	236.2	180.9	156.3	113.4	79.9	64.2	35.7	25.4	20.3	17.3	11.3	9.12	4.84
1.70V/cell	347.3	255.5	192.5	164.4	117.7	82.8	66.7	36.2	25.9	20.7	17.5	11.4	9.35	4.88
1.67V/cell	387.6	269.1	203.0	170.8	122.5	86.0	68.1	36.8	26.2	21.0	17.7	11.5	9.51	4.92
1.60V/cell	418.9	273.6	209.9	175.6	124.9	87.3	69.3	37.4	26.5	21.2	17.9	11.6	9.57	4.96

Constant Power Discharge (Watts/cell) at 25°C (77°F)

F.V/Time	5min	10min	15min	20min	30min	45min	1h	2h	3h	4h	5h	8h	10h	20h
1.85V/cell	491.6	366.1	294.7	265.1	198.1	147.6	120.1	66.7	47.9	38.6	33.0	22.0	18.3	9.71
1.80V/cell	558.3	417.9	325.2	286.9	210.0	154.0	124.2	69.3	49.7	39.9	34.3	22.6	18.4	9.85
1.75V/cell	603.0	453.2	349.3	303.4	221.4	156.9	126.7	70.8	50.7	40.8	34.8	22.8	18.6	9.92
1.70V/cell	639.2	484.5	357.0	315.7	227.5	161.0	130.6	71.3	51.3	41.2	35.1	22.9	19.0	9.96
1.67V/cell	703.7	506.6	360.0	326.0	235.5	166.3	132.7	72.2	51.6	41.6	35.3	23.1	19.2	9.98
1.60V/cell	744.3	510.2	393.8	331.9	237.6	167.4	133.7	72.6	51.8	41.6	35.3	23.1	19.2	10.0

PLX-Pure Lead High Rate PLX12-360 (12V360W)

Applications

- UPS
- Emergency lighting
- Emergency power supply
- Electrical starting
- Power tools

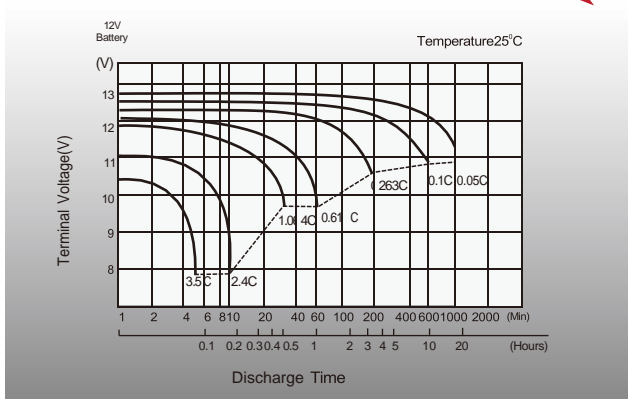
General Features

- 15 years design life(25° C)
- Premium ABS+PC jar & covers, Flame Retardant to UL94 V-0
- High-rate performance, high energy density
- High quality AGM separators minimize electrical resistance to allow high current discharging properties

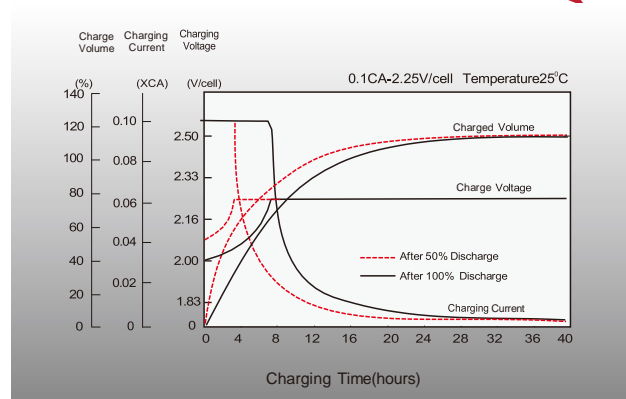
Standards

- Conform to: IEC60896-21&22
- Classified as "Very Long Life" according to Eurobat
- UL Certified
- Manufactured in Leoch@IATF16949, OHSAS 18001, ISO 9001 and ISO 14001 certified production facilities

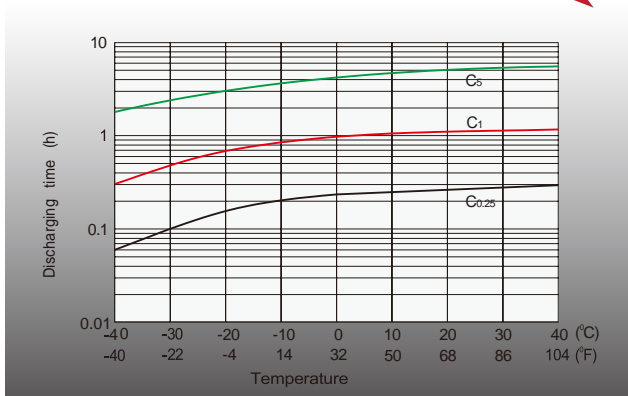
Discharge Characteristics



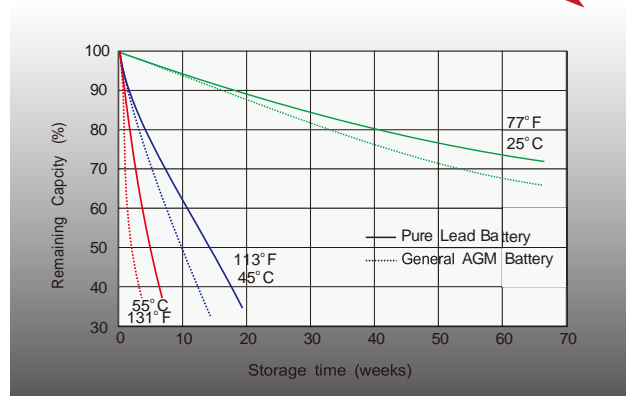
Float Charging Characteristics



Effects of Temperature on Discharging Time



Self-discharge Characteristics



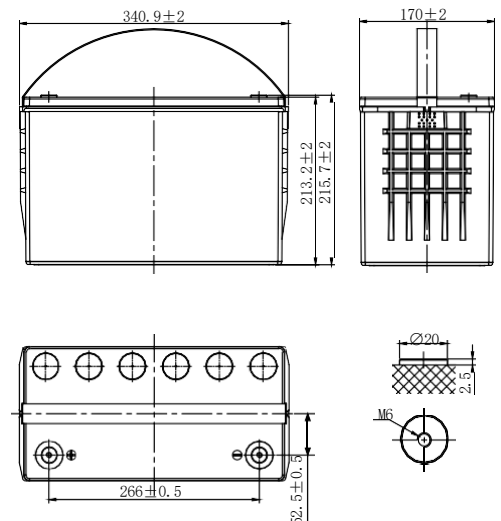
PLX-Pure Lead High Rate PLX12-420 (12V420W)

Specifications

Rated Voltage	12V	
Nominal Rate ($W_{15}, 1.67V/cell$)	420W	
Nominal Capacity ($C_{20}, 1.80V/cell$)	100Ah	
Dimension	Length	340.9±2mm (13.42 inches)
	Width	170±2mm (6.69 inches)
	Container Height	213.2±2mm (8.39 inches)
	Total Height	215.7±2mm (8.49 inches)
Approx. Weight	33.0 Kg (72.8 lbs)	
Terminal	M6	
Container Material	PC-ABS flame retardant jar and cover to UL94 V-0	
Rated Capacity (25°C)	100.4 Ah	(20hr, 5.20A, 1.80V/cell)
	100.0 Ah	(10hr, 10.0A, 1.80V/cell)
	94.0 Ah	(5hr, 18.8A, 1.75V/cell)
	87.0Ah	(3hr, 29.0A, 1.75V/cell)
	76.2Ah	(1hr, 76.2A, 1.67V/cell)
Max. Discharge Current	1200A	
Internal Resistance (25°C)	Approx. 3.50mΩ(Fully charged)	
Operating Temp. Range	Discharge	-40~65°C (-40~149°F)
	Charge	0~40°C (32~104°F)
	Storage	-20~40°C (-4~104°F)
Nominal Operating Temp. Range	25±3°C (77±5°F)	
Max. Charging Current(25°C)	30.0A	
Charge voltage(25°C)	Float	13.62V
	Temp. Coefficient	-3mV/cell/°C
	Equalization	14.1~14.4V
Effect of temp. to Capacity	40°C (104°F)	103%
	25°C (77°F)	100%
	0°C (32°F)	86%
Self Discharge	<p>PLX series batteries can be stored up to 24 months at 25°C(77°F), For higher temperatures the time interval will be shorter.</p> <p>Battery needs to be given a freshening charge when the OCV approach 2.10V/cell or when the maximum storage time is reached, whichever occurs first.</p>	



Layout



Constant Current Discharge (Amperes) at 25°C (77°F)

F.V/Time	5min	10min	15min	20min	30min	45min	1h	2h	3h	4h	5h	8h	10h	20h
1.85V/cell	288.7	214.5	169.8	153.0	111.6	84.4	67.1	37.8	27.1	21.7	17.6	11.9	9.80	5.10
1.80V/cell	332.4	247.3	189.2	167.2	119.3	88.7	69.8	39.6	28.3	22.6	18.4	12.3	10.0	5.20
1.75V/cell	363.4	270.7	205.0	178.4	126.9	91.2	71.8	40.7	29.0	23.2	18.8	12.5	10.1	5.26
1.70V/cell	391.5	292.7	218.1	187.7	131.8	94.5	74.6	41.3	29.6	23.6	19.1	12.6	10.3	5.31
1.67V/cell	437.0	308.3	230.1	194.9	137.1	98.2	76.2	42.1	29.9	23.9	19.3	12.8	10.3	5.35
1.60V/cell	472.3	313.5	237.8	200.4	139.8	99.7	77.5	42.7	30.3	24.2	19.5	12.9	10.4	5.39

Constant Power Discharge (Watts/cell) at 25°C (77°F)

F.V/Time	5min	10min	15min	20min	30min	45min	1h	2h	3h	4h	5h	8h	10h	20h
1.85V/cell	554.3	419.4	334.0	302.6	221.8	168.5	134.3	76.1	54.7	44.1	35.8	24.4	20.1	10.6
1.80V/cell	629.4	478.8	368.6	327.5	235.1	175.7	138.9	79.1	56.7	45.6	37.3	25.1	20.5	10.7
1.75V/cell	679.8	519.2	395.8	346.3	247.9	179.1	141.7	80.8	57.8	46.6	37.9	25.4	20.6	10.8
1.70V/cell	720.7	550.0	418.0	360.4	254.7	183.8	146.0	81.4	58.6	47.0	38.2	25.5	20.8	10.8
1.67V/cell	793.3	570.0	420.0	372.1	263.6	189.8	148.4	82.4	58.9	47.4	38.3	25.7	20.8	10.8
1.60V/cell	810.0	575.0	443.0	378.8	266.0	191.1	149.6	82.9	59.1	47.5	38.3	25.7	20.9	10.9

PLX-Pure Lead High Rate PLX12-420 (12V420W)

Applications

- UPS
- Emergency lighting
- Emergency power supply
- Electrical starting
- Power tools

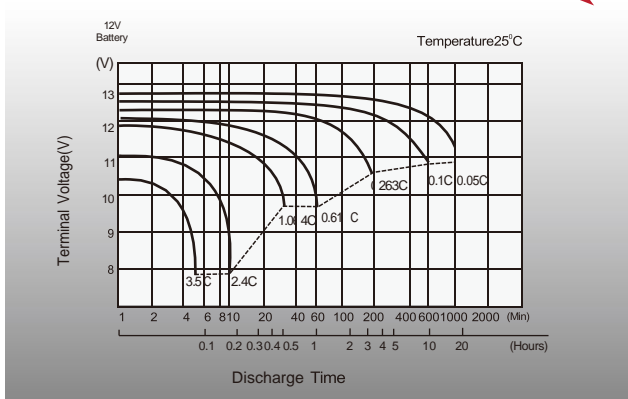
General Features

- 15 years design life(25° C)
- Premium ABS+PC jar & covers, Flame Retardant to UL94 V-0
- High-rate performance, high energy density
- High quality AGM separators minimize electrical resistance to allow high current discharging properties

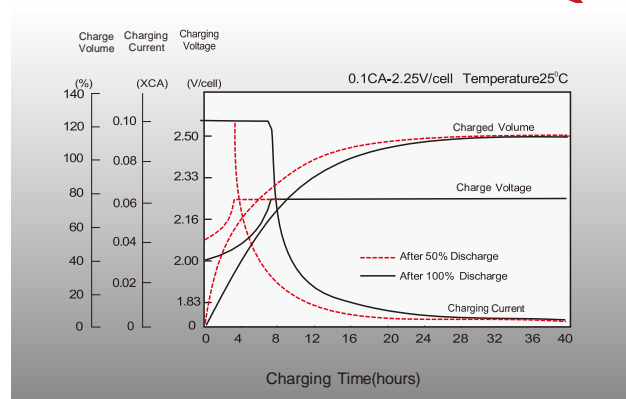
Standards

- Conform to: IEC60896-21&22
- Classified as "Very Long Life" according to Eurobat
- UL Certified
- Manufactured in Leoch@IATF16949, OHSAS 18001,ISO 9001 and ISO 14001 certified production facilities

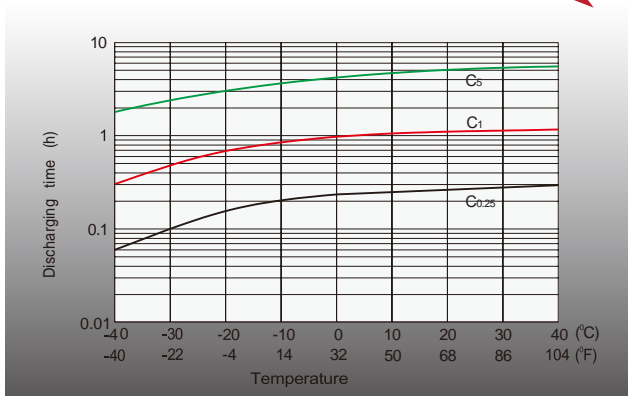
Discharge Characteristics



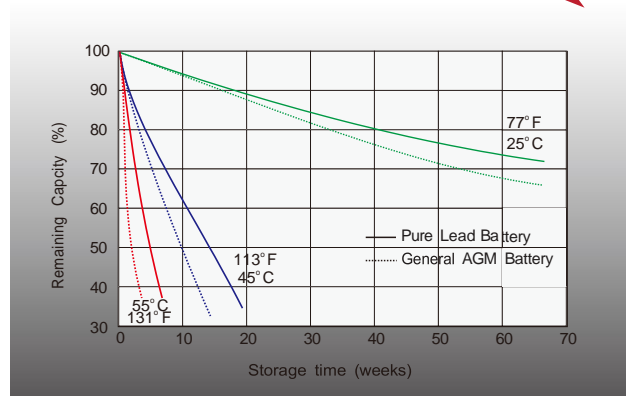
Float Charging Characteristics



Effects of Temperature on Discharging Time



Self-discharge Characteristics



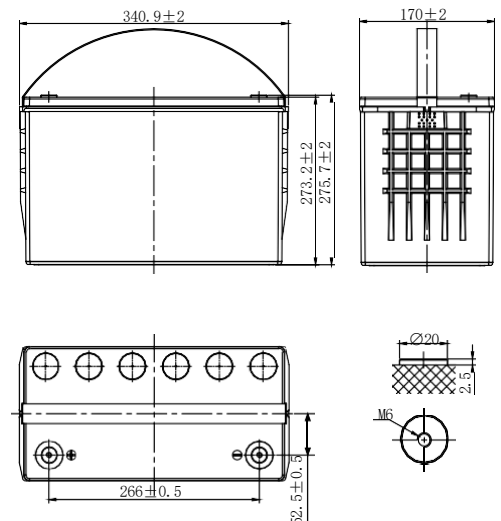
PLX-Pure Lead High Rate PLX12-500 (12V500W)

Specifications

Rated Voltage	12V	
Nominal Rate ($W_{15}, 1.67V/cell$)	500W	
Nominal Capacity ($C_{20}, 1.80V/cell$)	125Ah	
Dimension	Length	340.9±2mm (13.42 inches)
	Width	170±2mm (6.69 inches)
	Container Height	273.2±2mm (10.76 inches)
	Total Height	275.7±2mm (10.85 inches)
Approx. Weight	41.5 Kg (91.5 lbs)	
Terminal	M6	
Container Material	PC-ABS flame retardant jar and cover to UL94 V-0	
Rated Capacity (25°C)	130.0 Ah	(20hr,6.50A,1.80V/cell)
	125.0 Ah	(10hr,12.5A,1.80V/cell)
	124.0 Ah	(5hr,24.8A,1.75V/cell)
	113.4Ah	(3hr,37.8A,1.75V/cell)
	96.7Ah	(1hr,96.7A,1.67V/cell)
Max. Discharge Current	1500A	
Internal Resistance (25°C)	Approx. 3.40mΩ(Fully charged)	
Operating Temp. Range	Discharge	-40~65°C (-40~149°F)
	Charge	0~40°C (32~104°F)
	Storage	-20~40°C (-4~104°F)
Nominal Operating Temp. Range	25±3°C (77±5°F)	
Max. Charging Current(25°C)	37.5A	
Charge voltage(25°C)	Float	13.62V
	Temp. Coefficient	-3mV/cell/°C
	Equalization	14.1~14.4V
Effect of temp. to Capacity	40°C (104°F)	103%
	25°C (77°F)	100%
	0°C (32°F)	86%
Self Discharge	<p>PLX series batteries can be stored up to 24 months at 25°C(77°F), For higher temperatures the time interval will be shorter.</p> <p>Battery needs to be given a freshening charge when the OCV approach 2.10V/cell or when the maximum storage time is reached, whichever occurs first.</p>	



Layout



Constant Current Discharge (Amperes) at 25°C (77°F)

F.V/Time	5min	10min	15min	20min	30min	45min	1h	2h	3h	4h	5h	8h	10h	20h
1.85V/cell	313.8	249.6	196.5	174.9	140.9	104.5	85.2	47.6	35.3	27.3	23.2	15.9	12.3	6.38
1.80V/cell	361.3	287.7	218.9	191.1	150.5	109.8	88.6	49.8	36.9	28.4	24.3	16.4	12.5	6.50
1.75V/cell	395.0	315.0	237.2	203.9	160.2	112.9	91.1	51.2	37.8	29.2	24.8	16.6	12.7	6.58
1.70V/cell	425.6	340.6	252.4	214.5	166.3	117.0	94.6	51.9	38.6	29.7	25.2	16.8	12.8	6.63
1.67V/cell	475.0	358.8	266.1	222.8	173.1	121.6	96.7	52.9	39.0	30.1	25.4	17.0	12.9	6.68
1.60V/cell	513.4	364.8	275.1	229.0	176.4	123.4	98.3	53.7	39.5	30.4	25.7	17.2	13.0	6.73

Constant Power Discharge (Watts/cell) at 25°C (77°F)

F.V/Time	5min	10min	15min	20min	30min	45min	1h	2h	3h	4h	5h	8h	10h	20h
1.85V/cell	602.5	488.1	386.4	345.8	280.0	208.6	170.5	95.6	71.4	55.4	47.3	32.5	25.2	13.2
1.80V/cell	684.2	557.1	426.4	374.3	296.7	217.6	176.3	99.4	74.0	57.3	49.2	33.4	25.6	13.4
1.75V/cell	738.9	604.2	457.9	395.7	312.8	221.8	179.9	101.5	75.5	58.5	50.0	33.7	25.8	13.5
1.70V/cell	783.4	646.0	481.4	411.8	321.5	227.5	185.4	102.3	76.4	59.1	50.4	33.9	26.0	13.5
1.67V/cell	847.0	675.4	500.0	425.2	332.7	235.0	188.4	103.6	76.8	59.6	50.6	34.1	26.1	13.6
1.60V/cell	865.0	680.3	516.3	432.9	335.8	236.6	189.8	104.2	77.1	59.7	50.6	34.1	26.1	13.6

PLX-Pure Lead High Rate PLX12-500 (12V500W)

Applications

- UPS
- Emergency lighting
- Emergency power supply
- Electrical starting
- Power tools

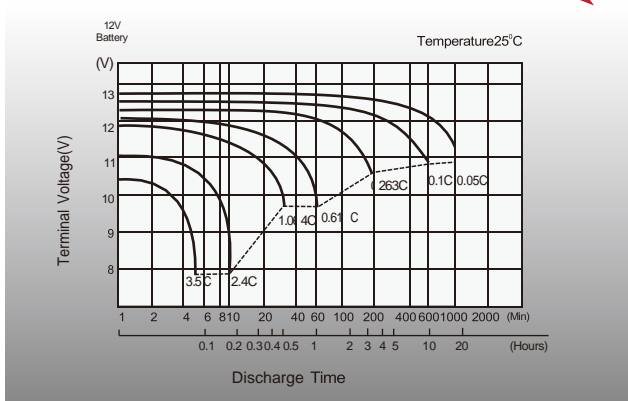
General Features

- 15 years design life(25° C)
- Premium ABS+PC jar & covers, Flame Retardant to UL94 V-0
- High-rate performance, high energy density
- High quality AGM separators minimize electrical resistance to allow high current discharging properties

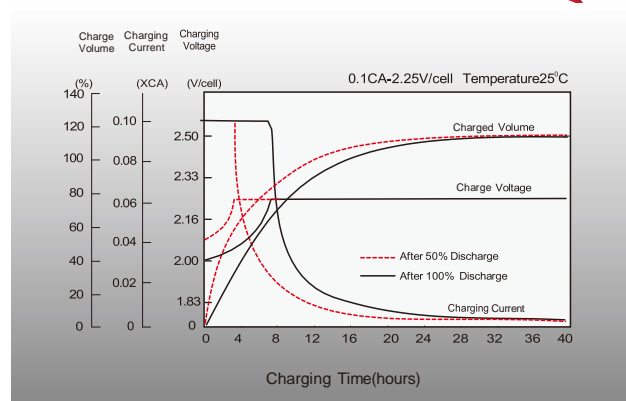
Standards

- Conform to: IEC60896-21&22
- Classified as "Very Long Life" according to Eurobat
- UL Certified
- Manufactured in Leoch@IATF16949, OHSAS 18001,ISO 9001 and ISO 14001 certified production facilities

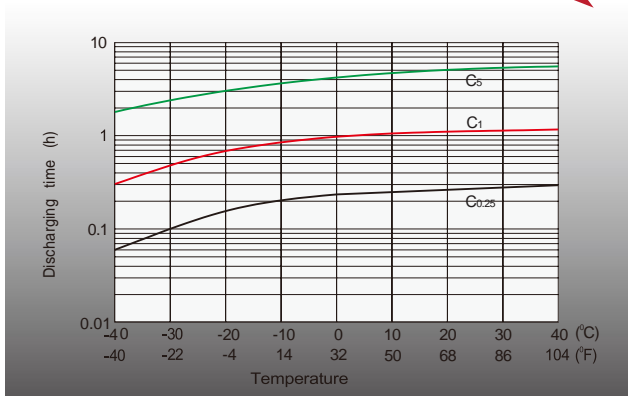
Discharge Characteristics



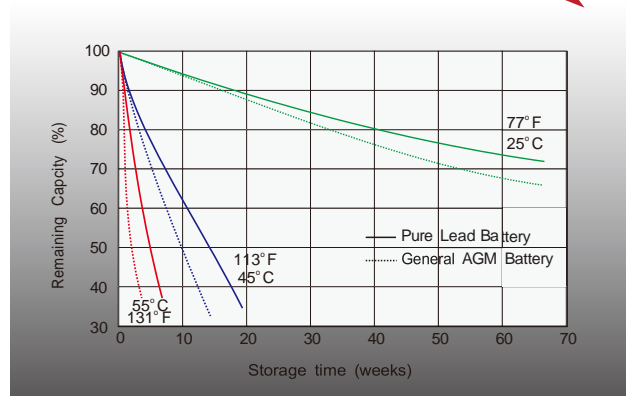
Float Charging Characteristics



Effects of Temperature on Discharging Time



Self-discharge Characteristics



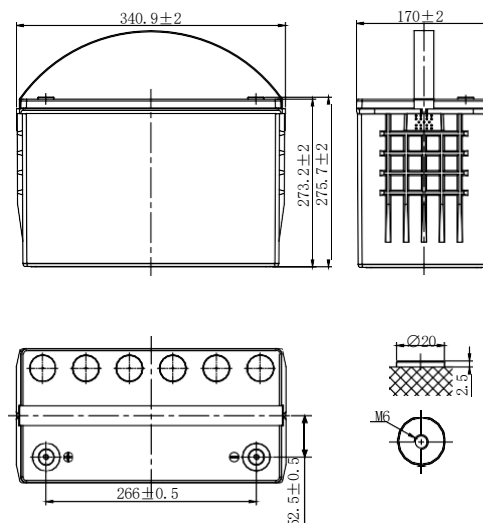
PLX-Pure Lead High Rate PLX12-540 (12V540W)

Specifications

Rated Voltage	12V	
Nominal Rate ($W_{15}, 1.67V/cell$)	540W	
Nominal Capacity ($C_{20}, 1.80V/cell$)	135Ah	
Dimension	Length	340.9±2mm (13.42 inches)
	Width	170±2mm (6.69 inches)
	Container Height	273.2±2mm (10.76 inches)
	Total Height	275.7±2mm (10.85 inches)
Approx. Weight	43.0 Kg (94.8 lbs)	
Terminal	M6	
Container Material	PC-ABS flame retardant jar and cover to UL94 V-0	
Rated Capacity (25°C)	140.4 Ah	(20hr, 7.02A, 1.80V/cell)
	135.0 Ah	(10hr, 13.5A, 1.80V/cell)
	129.0 Ah	(5hr, 25.8A, 1.75V/cell)
	115.2Ah	(3hr, 38.4A, 1.75V/cell)
	100.4Ah	(1hr, 100.4A, 1.67V/cell)
Max. Discharge Current	1620A	
Internal Resistance (25°C)	Approx. 3.30mΩ (Fully charged)	
Operating Temp. Range	Discharge	-40~65°C (-40~149°F)
	Charge	0~40°C (32~104°F)
	Storage	-20~40°C (-4~104°F)
Nominal Operating Temp. Range	25±3°C (77±5°F)	
Max. Charging Current (25°C)	40.5A	
Charge voltage (25°C)	Float	13.62V
	Temp. Coefficient	-3mV/cell/°C
	Equalization	14.1~14.4V
Effect of temp. to Capacity	40°C (104°F)	103%
	25°C (77°F)	100%
	0°C (32°F)	86%
Self Discharge	<p>PLX series batteries can be stored up to 24 months at 25°C (77°F). For higher temperatures the time interval will be shorter.</p> <p>Battery needs to be given a freshening charge when the OCV approach 2.10V/cell or when the maximum storage time is reached, whichever occurs first.</p>	



Layout



Constant Current Discharge (Amperes) at 25°C (77°F)

F.V/Time	5min	10min	15min	20min	30min	45min	1h	2h	3h	4h	5h	8h	10h	20h
1.85V/cell	326.4	269.1	216.4	196.7	153.9	108.5	88.4	48.6	35.9	27.9	24.1	16.2	13.2	6.89
1.80V/cell	375.8	310.2	241.2	215.0	164.4	114.0	92.0	50.9	37.4	29.0	25.2	16.8	13.5	7.02
1.75V/cell	410.8	339.6	261.3	229.4	175.0	117.2	94.6	52.4	38.4	29.8	25.8	17.0	13.7	7.10
1.70V/cell	442.6	367.2	278.0	241.3	181.7	121.5	98.2	53.1	39.1	30.3	26.1	17.2	13.9	7.16
1.67V/cell	494.0	386.8	285.0	250.6	189.0	126.3	100.4	54.1	39.6	30.7	26.4	17.4	14.0	7.22
1.60V/cell	533.9	393.3	308.0	257.6	192.7	128.2	102.1	54.9	40.1	31.1	26.7	17.5	14.0	7.27

Constant Power Discharge (Watts/cell) at 25°C (77°F)

F.V/Time	5min	10min	15min	20min	30min	45min	1h	2h	3h	4h	5h	8h	10h	20h
1.85V/cell	626.6	526.2	425.7	389.0	305.8	216.6	177.0	97.8	72.4	56.7	49.1	33.2	27.2	14.3
1.80V/cell	711.5	600.7	469.7	421.0	324.1	226.0	182.9	101.6	75.1	58.6	51.1	34.2	27.6	14.5
1.75V/cell	768.5	651.4	504.5	445.2	341.7	230.3	186.7	103.9	76.6	59.9	51.9	34.5	27.9	14.6
1.70V/cell	814.7	696.5	530.4	463.3	351.2	236.3	192.4	104.6	77.5	60.5	52.3	34.6	28.1	14.6
1.67V/cell	896.8	728.2	540.0	478.4	363.5	244.0	195.5	105.9	78.0	61.0	52.5	34.9	28.1	14.6
1.60V/cell	940.0	730.0	578.0	487.0	366.8	245.7	197.0	106.6	78.2	61.0	52.5	34.9	28.2	14.7

PLX-Pure Lead High Rate PLX12-540 (12V540W)

Applications

- UPS
- Emergency lighting
- Emergency power supply
- Electrical starting
- Power tools

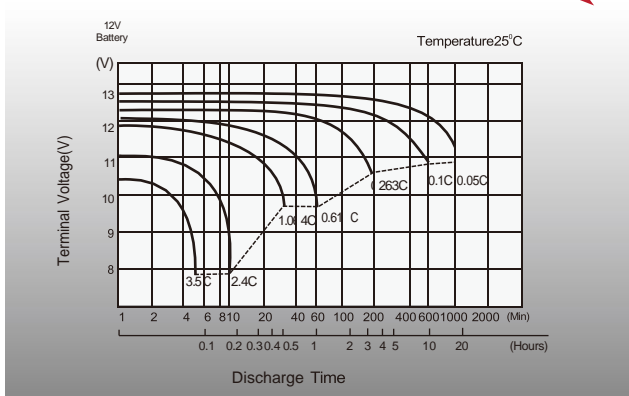
General Features

- 15 years design life(25° C)
- Premium ABS+PC jar & covers, Flame Retardant to UL94 V-0
- High-rate performance, high energy density
- High quality AGM separators minimize electrical resistance to allow high current discharging properties

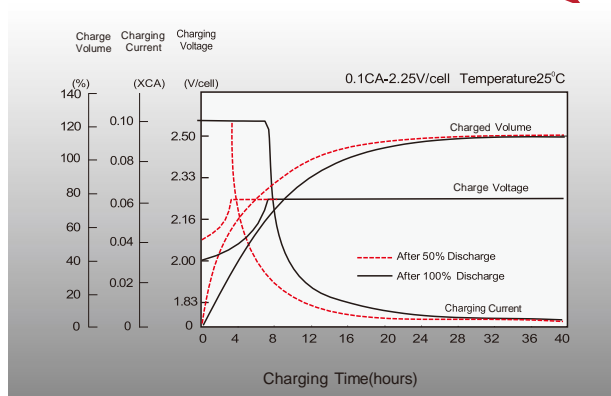
Standards

- Conform to: IEC60896-21&22
- Classified as "Very Long Life" according to Eurobat
- UL Certified
- Manufactured in Leoch@IATF16949, OHSAS 18001, ISO 9001 and ISO 14001 certified production facilities

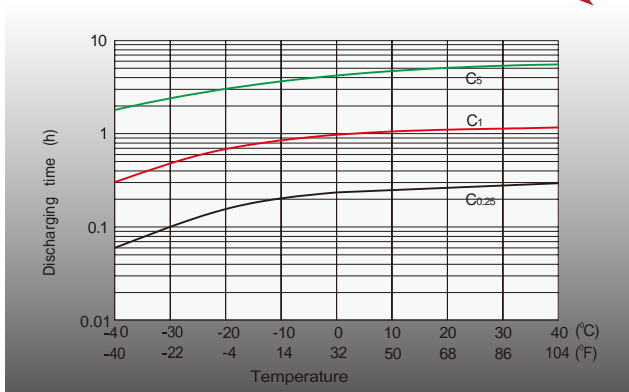
Discharge Characteristics



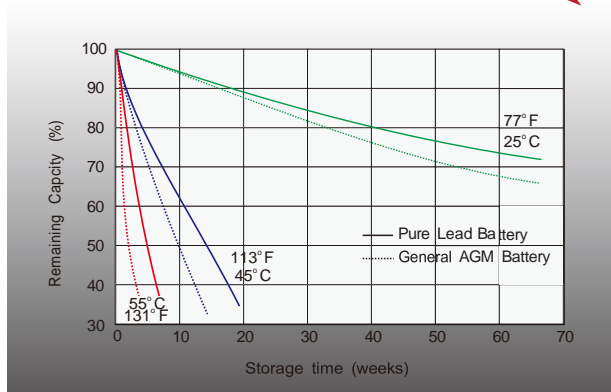
Float Charging Characteristics



Effects of Temperature on Discharging Time



Self-discharge Characteristics



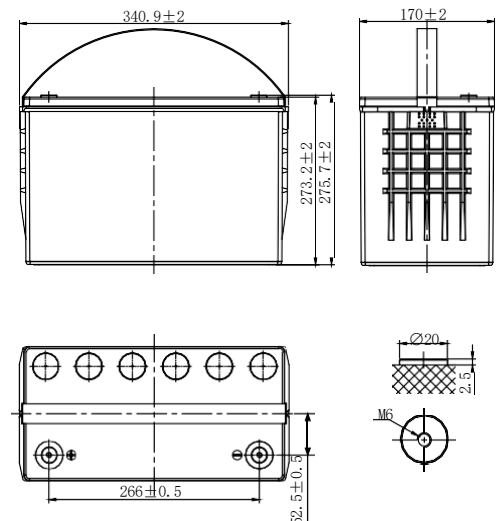
PLX-Pure Lead High Rate PLX12-620 (12V620W)

Specifications

Rated Voltage	12V	
Nominal Rate ($W_{15}, 1.67V/cell$)	620W	
Nominal Capacity ($C_{20}, 1.80V/cell$)	150Ah	
Dimension	Length	340.9±2mm (13.42 inches)
	Width	170±2mm (6.69 inches)
	Container Height	273.2±2mm (10.76 inches)
	Total Height	275.7±2mm (10.85 inches)
Approx. Weight	44.5 Kg (98.1 lbs)	
Terminal	M6	
Container Material	PC-ABS flame retardant jar and cover to UL94 V-0	
Rated Capacity (25°C)	156.0 Ah	(20hr, 7.80A, 1.80V/cell)
	150.0 Ah	(10hr, 15.0A, 1.80V/cell)
	141.0 Ah	(5hr, 28.2A, 1.75V/cell)
	124.2Ah	(3hr, 41.4A, 1.75V/cell)
	107.0Ah	(1hr, 107.0A, 1.67V/cell)
Max. Discharge Current	1800A	
Internal Resistance (25°C)	Approx. 3.00mΩ(Fully charged)	
Operating Temp. Range	Discharge	-40~65°C (-40~149°F)
	Charge	0~40°C (32~104°F)
	Storage	-20~40°C (-4~104°F)
Nominal Operating Temp. Range	25±3°C (77±5°F)	
Max. Charging Current(25°C)	45.0A	
Charge voltage(25°C)	Float	13.62V
	Temp. Coefficient	-3mV/cell/°C
	Equalization	14.1~14.4V
Effect of temp. to Capacity	40°C (104°F)	103%
	25°C (77°F)	100%
	0°C (32°F)	86%
Self Discharge	<p>PLX series batteries can be stored up to 24 months at 25°C(77°F), For higher temperatures the time interval will be shorter.</p> <p>Battery needs to be given a freshening charge when the OCV approach 2.10V/cell or when the maximum storage time is reached, whichever occurs first.</p>	



Layout



Constant Current Discharge (Amperes) at 25°C (77°F)

F.V/Time	5min	10min	15min	20min	30min	45min	1h	2h	3h	4h	5h	8h	10h	20h
1.85V/cell	364.0	288.6	249.7	218.6	160.4	117.3	94.2	54.1	38.7	31.0	26.4	17.7	14.7	7.65
1.80V/cell	419.2	330.4	278.3	238.8	171.4	123.3	98.0	56.6	40.4	32.3	27.6	18.2	15.0	7.80
1.75V/cell	458.2	361.7	301.5	254.9	182.4	126.8	100.8	58.2	41.4	33.2	28.2	18.4	15.2	7.89
1.70V/cell	493.6	391.2	320.8	268.1	189.4	131.4	104.7	59.0	42.2	33.7	28.6	18.7	15.4	7.96
1.67V/cell	551.0	412.0	338.3	278.5	197.0	136.5	107.0	60.1	42.7	34.2	28.9	18.9	15.5	8.02
1.60V/cell	595.5	419.0	349.8	286.2	200.9	138.6	108.8	61.0	43.2	34.6	29.2	19.1	15.6	8.08

Constant Power Discharge (Watts/cell) at 25°C (77°F)

F.V/Time	5min	10min	15min	20min	30min	45min	1h	2h	3h	4h	5h	8h	10h	20h
1.85V/cell	698.9	564.3	491.2	432.2	318.7	234.3	188.6	108.7	78.1	63.0	53.7	36.1	30.2	15.8
1.80V/cell	793.6	639.8	542.0	467.8	337.8	244.4	195.0	112.9	81.0	65.1	55.9	37.2	30.7	16.1
1.75V/cell	857.2	693.9	582.1	494.7	356.2	249.0	199.0	115.4	82.6	66.5	56.8	37.3	31.0	16.2
1.70V/cell	908.7	741.9	611.9	514.8	366.0	255.6	205.0	116.3	83.7	67.2	57.3	37.7	31.2	16.2
1.67V/cell	956.6	775.7	620.0	531.5	378.8	263.9	208.4	117.7	84.1	67.8	57.5	38.0	31.3	16.3
1.60V/cell	978.0	781.2	656.3	541.1	382.3	265.7	209.9	118.4	84.4	67.8	57.5	38.0	31.3	16.3

PLX-Pure Lead High Rate PLX12-620 (12V620W)

Applications

- UPS
- Emergency lighting
- Emergency power supply
- Electrical starting
- Power tools

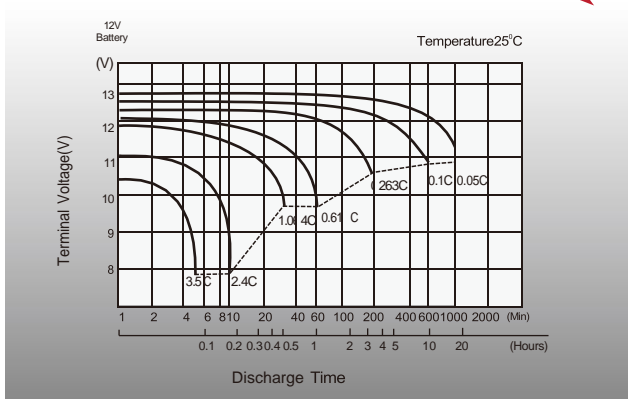
General Features

- 15 years design life(25° C)
- Premium ABS+PC jar & covers, Flame Retardant to UL94 V-0
- High-rate performance, high energy density
- High quality AGM separators minimize electrical resistance to allow high current discharging properties

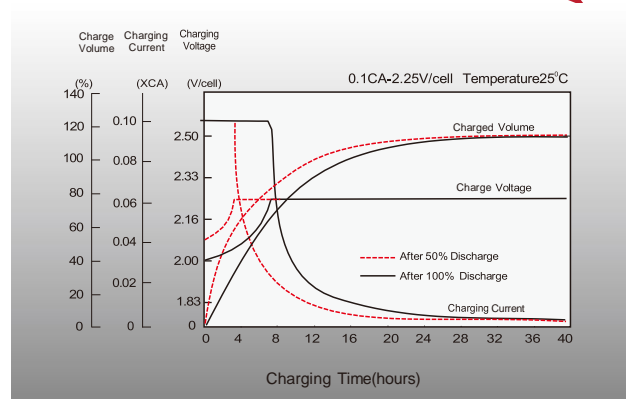
Standards

- Conform to: IEC60896-21&22
- Classified as "Very Long Life" according to Eurobat
- UL Certified
- Manufactured in Leoch@IATF16949, OHSAS 18001, ISO 9001 and ISO 14001 certified production facilities

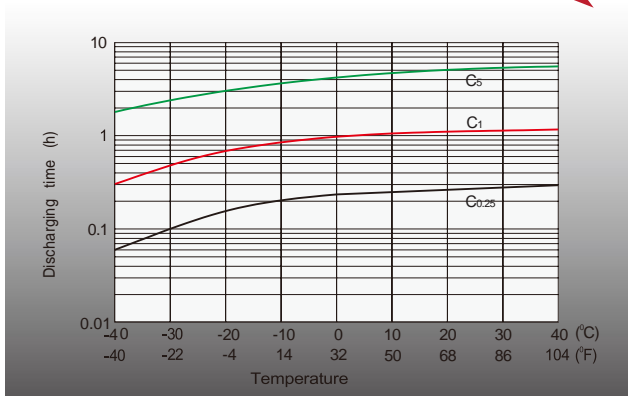
Discharge Characteristics



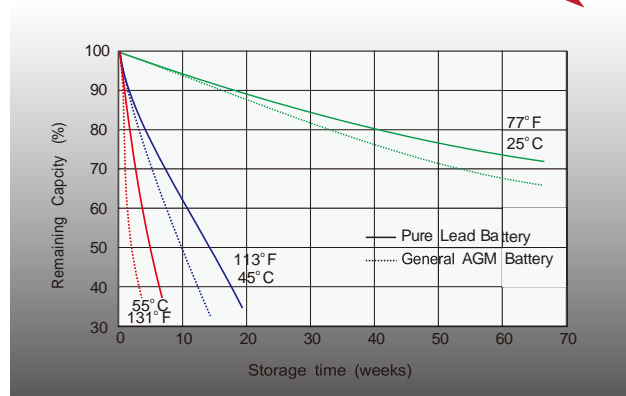
Float Charging Characteristics



Effects of Temperature on Discharging Time



Self-discharge Characteristics





Dierk Franke Akkumulatoren GmbH

Bismarckstraße 36A

D-41564 Kaarst

Email: info@dfa-gmbh.de

Tel.: +49 (2131) 66 19 85 10

Fax.: +49 (2131) 66 19 85 18

