



SAFE D-8F

Safety luminaire in compliance with EN 60598-1/2-22 and EN 1838.

Weather-proof housing made of aluminum die-casting with a pane of safety glass. Model for ceiling mounting with four high-performance LEDs and cast acrylic optics for surface illumination.

Cable inlet into the luminaire possible from the back and from below. Product includes an IP65 membrane pressure compensation valve.

Technical specifications

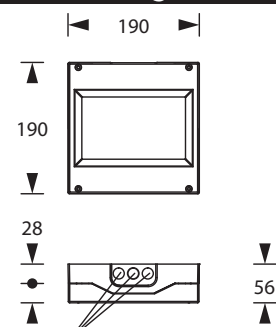
Luminaire type	Luminaires for central battery systems
Illuminant	8 x 3 W LED
Connecting terminals	3 x 2.5 mm ² for double assignment
Colour	white
Material	Aluminum die-cast
Mounting type	Ceiling mounting
Dimensions (W x H x D)	DM 190 x 56 x 190 mm
Protection class	IP65
Safety class	I
IK Safety class	IK08
Light current (mains)	2800 lm
Power consumption	25 VA
Battery current input	100 mA
Voltage supply	230V 50/60Hz; 220V DC +25/-20%
Temperature range	-10°C to +40°C (monitored) / -20°C to +40°C (unmonitored)
optional	
Multi-switch and monitoring module	ELC MSÜ3 SET009 SET010

Accessories

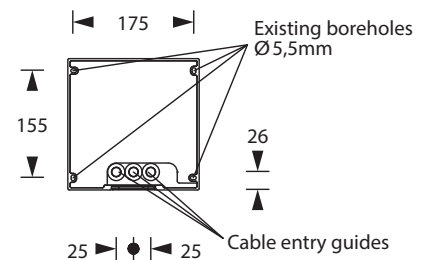
Rear mounting bracket
Pole and wall bracket
Chain assembly set
Cable assembly set



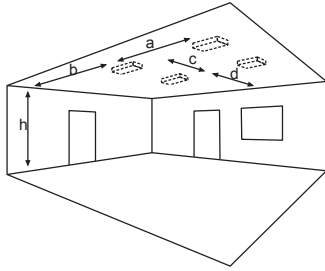
Ceiling mounting



Preparation for cable entry guides



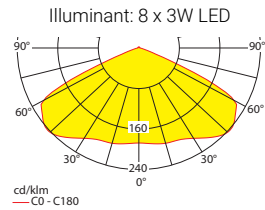
Lighting data and tables of luminaire distances (E = 1,25 lx)



Ceiling mounting

Luminaires for central battery systems wide area optics

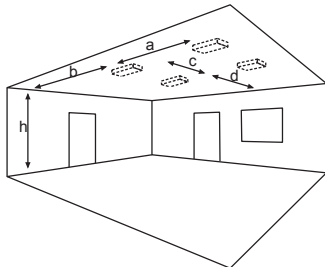
Distance table for plane emergency routes / distance data in meters



Luminous flux emergency / mains: 2800lm

h	3.00	4.00	5.00	6.00	7.00	8.00	9.00	10.00	11.00	12.00	13.00	14.00	15.00	16.00	17.00	18.00	19.00	20.00
a	15.60	19.70	23.40	26.90	30.10	32.80	35.30	37.10	38.50	39.20	39.60	40.00	40.30	40.40	40.40	40.10	39.40	38.40
b	7.20	9.10	10.70	12.00	13.10	13.70	14.00	14.20	14.30	14.30	14.10	13.70	12.90	11.90	10.50	8.90	7.10	4.80
c	15.60	19.70	23.40	26.90	30.10	32.80	35.30	37.10	38.50	39.20	39.60	40.00	40.30	40.40	40.40	40.10	39.40	38.40
d	7.20	9.10	10.70	12.00	13.10	13.70	14.00	14.20	14.30	14.30	14.10	13.70	12.90	11.90	10.50	8.90	7.10	4.80

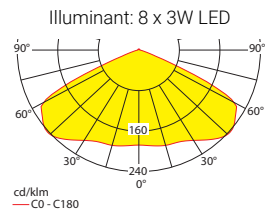
Lighting data and tables of luminaire distances (E = 18,75 lx)



Ceiling mounting

Luminaires for central battery systems wide area optics

Distance table for plane emergency routes / distance data in meters



Luminous flux emergency / mains: 2800lm

h	2.50	3.00	3.50	4.00	4.50	5.00
a	9.50	10.10	10.30	10.40	10.40	10.10
b	3.60	3.70	3.60	3.20	2.50	1.70
c	9.50	10.10	10.30	10.40	10.40	10.10
d	3.60	3.70	3.60	3.20	2.50	1.70