




# S-LINE 200 BEL-R-90 3P

## Safety luminaire in compliance with EN 60598-1/2-22 and EN 1838.

Extremely slim, attractive housing made of polycarbonate in white or black with clear hood including a Stucci adapter for mounting in compatible 3-phase tracks. Screwless, easy-to-use locking mechanism.

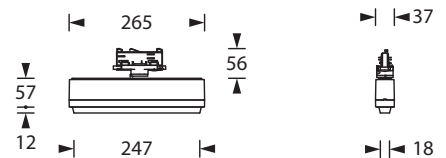
Luminaire with optics for escape route lighting lengthways. The luminaire is equipped with a 2 Watt LED-bar.



## Technical specifications

| Luminaire type            | Self contained luminaires         |
|---------------------------|-----------------------------------|
| Illuminant                | 2 W<br>LED-bar                    |
| Colour                    | white / black                     |
| Material                  | Polycarbonate (light cover clear) |
| Mounting type             | Track mounting                    |
| Dimensions (W x H x D)    | SM 265 x 125 x 37 mm              |
| Protection class          | IP40                              |
| Safety class              | see gear tray                     |
| IK Safety class           | IK03                              |
| Light current (mains)     | 240 lm                            |
| Light current (emergency) |                                   |
| Rated operating time 1h   | 240 lm                            |
| Rated operating time 3h   | 105 lm                            |
| Luminous flux             |                                   |
| Emergency (DC) / mains    |                                   |
| Rated operating time 1h   | 100% / 100%                       |
| Rated operating time 3h   | 45% / 100%                        |
| Power consumption         | 5.5 VA                            |
| Battery duration          |                                   |
| Battery operation         | 1h / 3h                           |
| Voltage supply            | 230V 50/60Hz                      |
| NiMH-battery              |                                   |
| Rated operating time 1h   | 4,8V 0,8Ah                        |
| Rated operating time 3h   | 4,8V 0,8Ah                        |
| Temperature range         |                                   |
| Non-maintained mode       | 0°C to +35°C                      |
| Maintained mode           | -5°C to +30°C                     |
| optional                  |                                   |
| Self monitoring           | SELF CHECK                        |
| Wireless monitoring       | SAFELOG Wireless                  |

## Track mounting

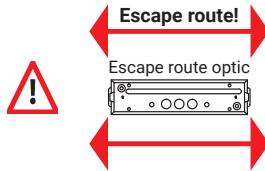
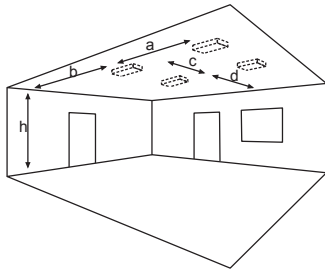


## Use for 3-phase tracks

The product is currently tested for use in the following tracks:

| Manufacturer   | Manufacturer Art. No. | Type          | Remarks    |
|----------------|-----------------------|---------------|------------|
| Eutrac         | 99-759                | 3-phase track | compatible |
| Iguzzini       | K777                  | 3-phase track | compatible |
| Ivela          | 7601                  | 3-phase track | compatible |
| Lumisys Unipro | A75                   | 3-phase track | compatible |
| Nordic Global  | GA100                 | 3-phase track | compatible |
| Nordic Global  | GA69                  | 3-phase track | compatible |
| Nordic Global  | XTSA 68               | 3-phase track | compatible |
| Powergear      | Pro-0440              | 3-phase track | compatible |
| Powergear      | Pro-0440-S            | 3-phase track | compatible |
| Reggiani       | 2270                  | 3-phase track | compatible |
| Stucchi        | 9000-.../...-ST       | 3-phase track | compatible |
| Targetti       | N55...                | 3-phase track | compatible |
| Zumtobel       | T 12076               | 3-phase track | compatible |

# Lighting data and tables of luminaire distances (E = 1,25 lx)

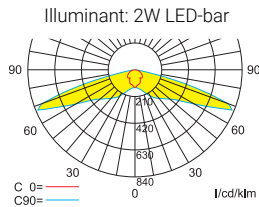


Ceiling mounting

Mounting direction

## Self contained luminaires escape route optics

Distance table for plane emergency routes / distance data in meters

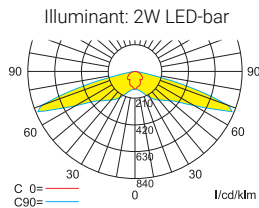


Luminous flux emergency / mains: 240lm/240lm – Rated operating time: 1h

|   |       |       |       |       |       |       |       |       |      |      |
|---|-------|-------|-------|-------|-------|-------|-------|-------|------|------|
| h | 2.50  | 3.00  | 3.50  | 4.00  | 4.50  | 5.00  | 5.50  | 6.00  | 6.50 | 7.00 |
| a | 15.40 | 17.30 | 18.80 | 19.00 | 18.70 | 17.00 | 15.50 | 12.50 | 8.00 | 6.00 |
| b | 6.60  | 7.00  | 6.00  | 5.10  | 4.60  | 3.90  | 3.50  | 3.00  | 2.90 | 1.00 |
| c | -     | -     | -     | -     | -     | -     | -     | -     | -    | -    |
| d | -     | -     | -     | -     | -     | -     | -     | -     | -    | -    |

## Self contained luminaires escape route optics

Distance table for plane emergency routes / distance data in meters



Luminous flux emergency / mains: 105lm/240lm – Rated operating time: 3h

|   |       |       |       |      |
|---|-------|-------|-------|------|
| h | 2.50  | 3.00  | 3.50  | 4.00 |
| a | 12.50 | 12.30 | 10.20 | 8.20 |
| b | 3.60  | 3.00  | 2.70  | 2.30 |
| c | -     | -     | -     | -    |
| d | -     | -     | -     | -    |