

Colour



Downlight-optics accessories-set

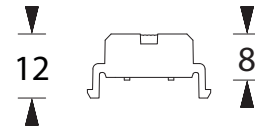
1 x downlight optics for retrofitting of a 1 x 3W POWER LED safety luminaire for use in rooms with high ceilings.
Very quick retrofitting, as the optics is only clipped in.



Technical specifications and order information

Downlight-optics (1 pc.) 60°, 15 mm accessories-set

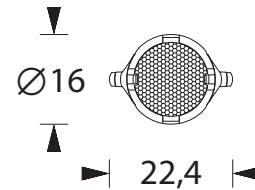
Colour	white
Material	Polycarbonate
Dimensions (W x H x D)	22.4 x 12 x 16 mm
Dimensions (Ø)	16 mm



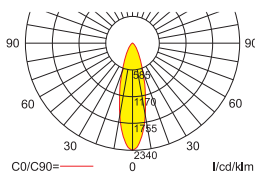
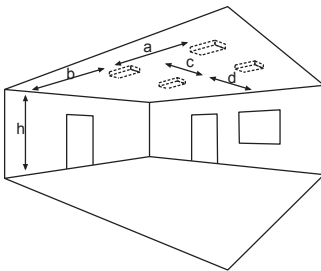
Order number 551257

Suitable for following luminaires:

A-STAR EQ-F/R	BEAM 130-AL A-F/R	L-STAR ED-R
A-STAR ER-F/R	BEAM 130-PC A-F	L-STAR EQ-F
BEAM 125-AL A-F/R	BEAM 130-PC A-R	L-STAR EQ-R
BEAM 125-PC A-F	INSTAR EQ-F/R	L-STAR ER-F
BEAM 125-PC A-R	INSTAR ER-F/R	L-STAR ER-R
BEAM 125R-AL A-F/R	L-STAR A-F	SPOT-LIGHT 80-AL ER-F/R
BEAM 125R-PC A-F	L-STAR A-R	SPOT-LIGHT 80-PC ER-F
BEAM 125R-PC A-R	L-STAR ED-F	SPOT-LIGHT 80-PC ER-R

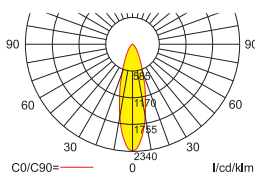


Lighting data and tables of luminaire distances (E = 1,25 lx)



Luminous flux: 120 lm

h	7.00	8.00	9.00	10.00	11.00	12.00	13.00	14.00
a	7.30	7.50	7.70	7.70	7.70	7.60	7.50	7.20
b	2.70	2.70	2.70	2.50	2.40	2.10	1.70	1.00
c	7.30	7.50	7.70	7.70	7.70	7.60	7.50	7.20
d	2.70	2.70	2.70	2.50	2.40	2.10	1.70	1.00



Luminous flux: 280 lm

h	7.00	8.00	9.00	10.00	11.00	12.00	13.00	14.00	15.00	16.00	17.00	18.00	19.00	20.00	21.00	22.00
a	9.70	10.20	10.60	11.00	11.30	11.50	11.70	11.70	11.80	11.80	11.80	11.70	11.60	11.40	11.20	10.90
b	3.90	4.00	4.10	4.10	4.20	4.20	4.10	4.00	3.90	3.80	3.60	3.30	3.00	2.60	2.00	0.60
c	9.70	10.20	10.60	11.00	11.30	11.50	11.70	11.70	11.80	11.80	11.80	11.70	11.60	11.40	11.20	10.90
d	3.90	4.00	4.10	4.10	4.20	4.20	4.10	4.00	3.90	3.80	3.60	3.30	3.00	2.60	2.00	0.60