IP40 | 3W LED | Colour

BEAM ACW-F

MADE in GERMANY

Safety luminaire in compliance with EN IEC 60598-1/2-22 and EN 1838.
Flat, architecturally attractive die-cast aluminum housing. Screwless, easy-to-use locking mechanism.
Version for wall mounting with cast acrylic optics for surface illumination due to wide beam light control characteristics.



Technical specifications

Luminaire type	Luminaires for central battery systems	Self contained luminaires
Illuminant	3 W LED	3 W LED
Connecting terminals	3 x 2.5 mm² for double assignment	
Colour	white	
Material	Aluminum die-cast	
Mounting type	Wall mounting	
Dimensions (W x H x D)	WM 180 x 180 x 65 mm	
Protection class	IP40	
Safety class	I	
IK Safety class	IK03	
Light current (mains)	280 lm	50 lm
Light current (emergency)		
Battery duration 1h	–	280 lm
Battery duration 3h	–	280 lm
Battery duration 8h	–	120 lm
Luminous flux Emergency (DC) / mains		
Battery duration 1h	–	100% / 20%
Battery duration 3h	–	100% / 20%
Battery duration 8h	–	45% / 20%
Power consumption	6 VA	5 VA
Battery current input	15 mA	–
Battery duration Battery operation	–	1h / 3h / 8h
Voltage supply	230V 50/60Hz; 220V DC +25/-20%	230V 50/60Hz
NiMH-battery		
Battery duration 1h	–	4,8V 2,0Ah
Battery duration 3h	–	4,8V 2,0Ah
Battery duration 8h	–	4,8V 2,0Ah
Temperature range	-10°C to +40°C	–
Non-maintained mode	–	0°C to +35°C
Maintained mode	–	-5°C to +30°C
optional		
Multi-switch and monitoring module	DALI ELC MSÜ3 SET009 SET010/025	–
Self monitoring	–	SELF CHECK
Central monitoring	–	SAFELOG Line
Wireless monitoring	–	SAFELOG Wireless

Wall mounting

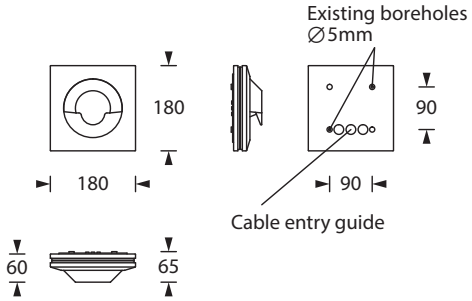

Accessories

Back box

Technical changes reserved / 11.09.2026

Lighting data and tables of luminaire distances (E = 1,25 lx)

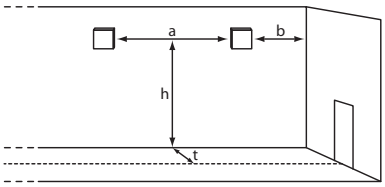

Wall mounting

Luminaires for central battery systems **wide area optics**

Distance table for plane emergency routes / distance data in meters

Illuminant: 3W LED

Luminous flux emergency / mains: 280lm

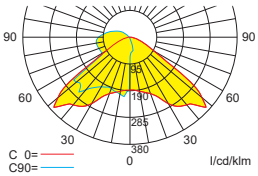

t = 1.00	h	2.00	2.50	3.00	3.50	4.00
	a	7.90	9.00	9.90	11.00	11.90
	b	3.30	3.90	4.50	5.00	5.30
t = 2.00	h	2.00	2.50	3.00	3.50	4.00
	a	8.30	9.50	10.50	11.60	12.60
	b	3.60	4.20	4.80	5.20	5.30
t = 3.00	h	2.00	2.50	3.00	3.50	4.00
	a	8.30	9.60	10.80	11.90	12.90
	b	3.50	4.30	4.70	5.10	5.10

t = distance to escape middle

Self contained luminaires **wide area optics**

Distance table for plane emergency routes / distance data in meters

Illuminant: 3W LED

Luminous flux emergency / mains: 280lm/50lm – **Battery duration: 1h**

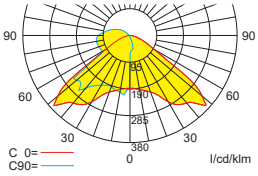

t = 1.00	h	2.00	2.50	3.00	3.50	4.00
	a	7.90	9.00	9.90	11.00	11.90
	b	3.30	3.90	4.50	5.00	5.30
t = 2.00	h	2.00	2.50	3.00	3.50	4.00
	a	8.30	9.50	10.50	11.60	12.60
	b	3.60	4.20	4.80	5.20	5.30
t = 3.00	h	2.00	2.50	3.00	3.50	4.00
	a	8.30	9.60	10.80	11.90	12.90
	b	3.50	4.30	4.70	5.10	5.10

t = distance to escape middle

Self contained luminaires **wide area optics**

Distance table for plane emergency routes / distance data in meters

Illuminant: 3W LED

Luminous flux emergency / mains: 280lm/50lm – **Battery duration: 3h**

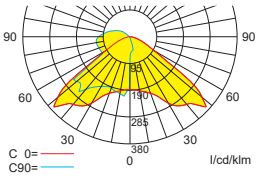

t = 1.00	h	2.00	2.50	3.00	3.50	4.00
	a	7.90	9.00	9.90	11.00	11.90
	b	3.30	3.90	4.50	5.00	5.30
t = 2.00	h	2.00	2.50	3.00	3.50	4.00
	a	8.30	9.50	10.50	11.60	12.60
	b	3.60	4.20	4.80	5.20	5.30
t = 3.00	h	2.00	2.50	3.00	3.50	4.00
	a	8.30	9.60	10.80	11.90	12.90
	b	3.50	4.30	4.70	5.10	5.10

t = distance to escape middle

Self contained luminaires **wide area optics**

Distance table for plane emergency routes / distance data in meters

Illuminant: 3W LED

Luminous flux emergency / mains: 120lm/50lm – **Battery duration: 8h**

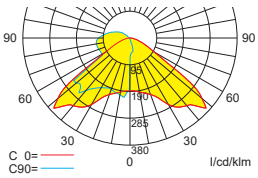

t = 1.00	h	2.00	2.50	3.00	3.50
	a	6.70	7.70	8.50	8.50
	b	2.90	3.30	2.90	1.40
t = 2.00	h	2.00	2.50	3.00	3.50
	a	7.30	8.10	7.90	–
	b	2.90	2.60	1.20	–

t = distance to escape middle