



# A-STAR ER-F/R

## Safety luminaire in compliance with EN 60598-1/2-22 and EN 1838.

Almost ceiling-flush luminaire body made of die-cast aluminum, powder-coated in white or black in round design for recessed ceiling mounting.

To reduce maintenance costs, the battery of the single-battery version can be replaced without tools via a click system. The optics for area illumination are pre-assembled, the optics for escape route illumination are included.

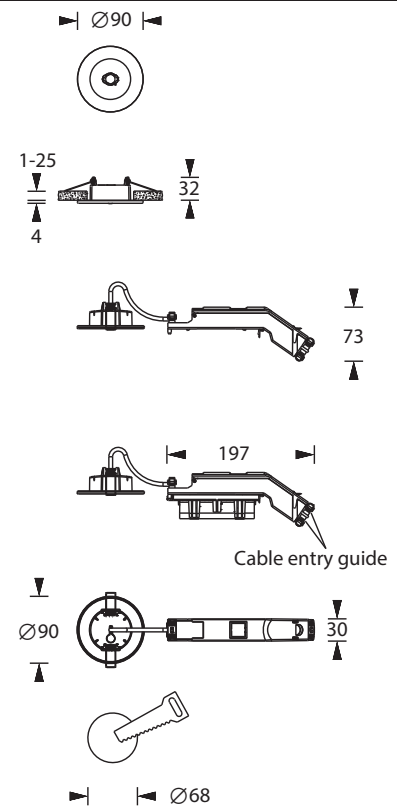
The luminaire can also be installed together with a HaloX® concrete recessed housing.

## Technical specifications

Luminaire type	Luminaires for central battery systems	Self contained luminaires
Illuminant	3 W LED	3 W LED
Connecting terminals	2 x 2.5 mm <sup>2</sup> for double assignment	
Colour	white / black	
Material	Aluminum die-cast/Polycarbonate	
Mounting type	Recessed mounting	
Dimensions (Ø x D)	DE 90 x 36 mm	
Dimensions Container (W x H x D)	197 x 73 x 30 mm	
Ceiling cutout (Ø)	68 mm	
Min. installation depth	80 mm	
Protection class	IP40	
Protection class container	IP20	
Safety class	II	
IK Safety class	IK03	
Light current (mains)	280 lm	120 lm
Light current (emergency)		
Rated operating time 1h	-	280 lm
Rated operating time 3h	-	280 lm
Rated operating time 8h	-	120 lm
Luminous flux		
Emergency (DC) / mains		
Rated operating time 1h	-	100% / 45%
Rated operating time 3h	-	100% / 45%
Rated operating time 8h	-	45% / 45%
Power consumption	6 VA	5 VA
Battery current input	15 mA	-
Battery duration	-	1h / 3h / 8h
Battery operation	-	-
Voltage supply	230V 50/60Hz; 220V DC +25/-20%	230V 50/60Hz
NiMH-battery		
Rated operating time 1h	-	4,8V 2,0Ah
Rated operating time 3h	-	4,8V 2,0Ah
Rated operating time 8h	-	4,8V 2,0Ah
Temperature range	-10°C to +40°C	-
Non-maintained mode	-	0°C to +35°C
Maintained mode	-	-5°C to +30°C
optional		
Multi-switch and monitoring module	ELC MSÜ3 SET009 SET010	-
Self monitoring	-	SELF CHECK
Central monitoring	-	SAFELOG Line
Wireless monitoring	-	SAFELOG Wireless



## Recessed mounting



ATTENTION: Min. installation depth 80mm

## Accessories

Universal cover plate

5lx-optics accessories-set

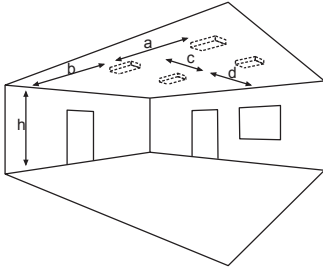
Downlight-optics accessories-set

## Use in device boxes

The following device boxes are compatible with the luminaire (not included in the scope of delivery)

Type	Manufacturer	Manufacturer Art. No.	Remarks
Concrete installation housings for on-side mixed concrete	KAISER	1281-00	HALOX 100 with tunnel 190 KAISER Art. No. 1281-30 with e.g. cover KAISER Art. No. 1281-03
Concrete installation housings for on-side mixed concrete	KAISER	1282-00	HALOX 180 with tunnel 190 KAISER Art. No. 1282-30 with e.g. cover KAISER Art. No. 1282-10

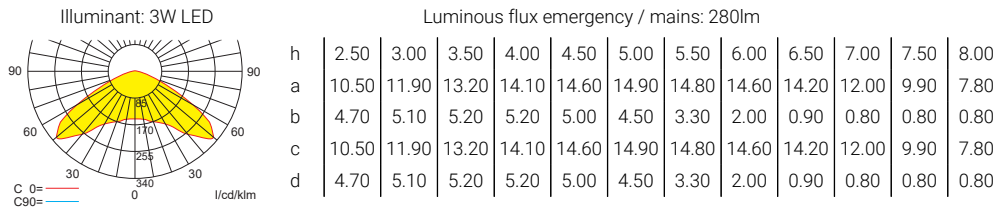
## Lighting data and tables of luminaire distances (E = 1,25 lx)



Ceiling mounting

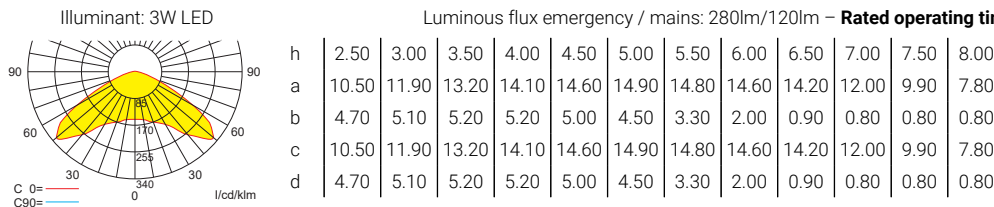
### Luminaires for central battery systems wide area optics

Distance table for plane emergency routes / distance data in meters



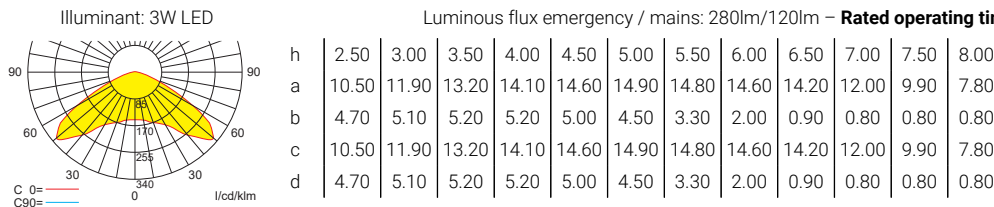
### Self contained luminaires wide area optics

Distance table for plane emergency routes / distance data in meters



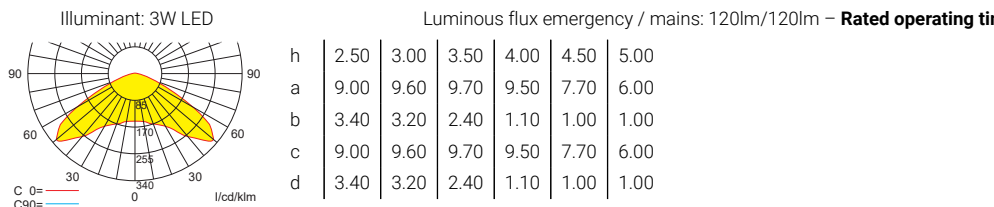
### Self contained luminaires wide area optics

Distance table for plane emergency routes / distance data in meters



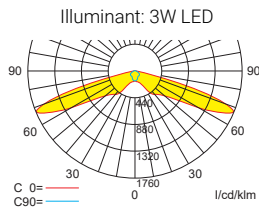
### Self contained luminaires wide area optics

Distance table for plane emergency routes / distance data in meters



**Luminaires for central battery systems escape route optics**

Distance table for plane emergency routes / distance data in meters

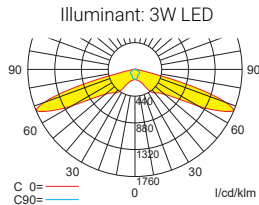


Luminous flux emergency / mains: 280lm

h	2.50	3.00	3.50	4.00	4.50	5.00	5.50	6.00	6.50	7.00	7.50	8.00	8.50	9.00
a	18.20	20.40	22.50	24.30	25.90	27.40	28.90	27.60	27.50	21.00	16.00	14.00	10.00	8.00
b	8.00	8.90	9.60	10.10	10.50	10.30	9.10	6.20	6.20	6.00	6.00	6.00	6.00	4.00
c	-	-	-	-	-	-	-	-	-	-	-	-	-	-
d	-	-	-	-	-	-	-	-	-	-	-	-	-	-

**Self contained luminaires escape route optics**

Distance table for plane emergency routes / distance data in meters

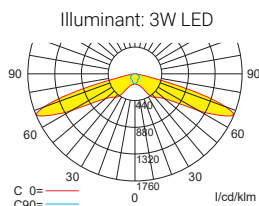


Luminous flux emergency / mains: 280lm/120lm – **Rated operating time: 1h**

h	2.50	3.00	3.50	4.00	4.50	5.00	5.50	6.00	6.50	7.00	7.50	8.00	8.50	9.00
a	18.20	20.40	22.50	24.30	25.90	27.40	28.90	27.60	27.50	21.00	16.00	14.00	10.00	8.00
b	8.00	8.90	9.60	10.10	10.50	10.30	9.10	6.20	6.20	6.00	6.00	6.00	6.00	4.00
c	-	-	-	-	-	-	-	-	-	-	-	-	-	-
d	-	-	-	-	-	-	-	-	-	-	-	-	-	-

**Self contained luminaires escape route optics**

Distance table for plane emergency routes / distance data in meters

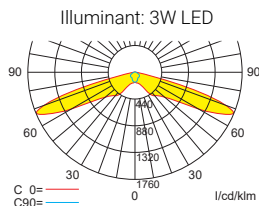


Luminous flux emergency / mains: 280lm/120lm – **Rated operating time: 3h**

h	2.50	3.00	3.50	4.00	4.50	5.00	5.50	6.00	6.50	7.00	7.50	8.00	8.50	9.00
a	18.20	20.40	22.50	24.30	25.90	27.40	28.90	27.60	27.50	21.00	16.00	14.00	10.00	8.00
b	8.00	8.90	9.60	10.10	10.50	10.30	9.10	6.20	6.20	6.00	6.00	6.00	6.00	4.00
c	-	-	-	-	-	-	-	-	-	-	-	-	-	-
d	-	-	-	-	-	-	-	-	-	-	-	-	-	-

**Self contained luminaires escape route optics**

Distance table for plane emergency routes / distance data in meters



Luminous flux emergency / mains: 120lm/120lm – **Rated operating time: 8h**

h	2.50	3.00	3.50	4.00	4.50	5.00								
a	15.50	17.10	18.60	18.00	12.00	10.00								
b	6.60	7.00	6.90	4.30	4.00	3.00								
c	-	-	-	-	-	-								
d	-	-	-	-	-	-								