



L-STAR ER-R

Safety luminaire in compliance with EN 60598-1/2-22 and EN 1838.

Almost flush mounted housing made of polycarbonate with round cover made of die-cast aluminum, powder coated in white with cast acrylic optics for for escape route lighting.

Optics sets with deep beam optics or optics with 5lx can be ordered as accessories. To reduce maintenance costs, the battery in the single-battery version can be replaced without tools using a click system.

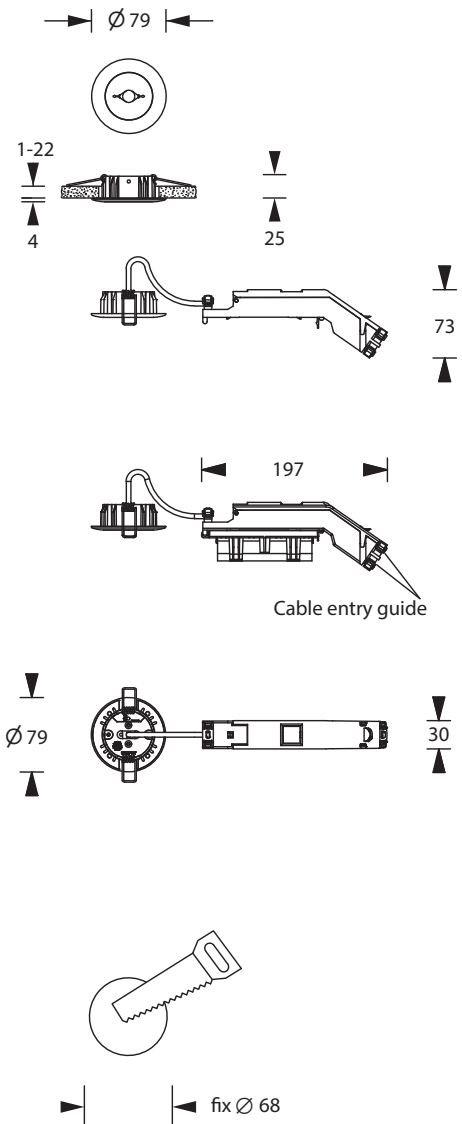
The luminaire can be installed together with a HaloX® concrete recessed housing.



Technical specifications

Luminaire type	Luminaires for central battery systems	Self contained luminaires
Illuminant	3 W LED	3 W LED
Connecting terminals	2 x 2.5 mm ² for double assignment	
Colour	white	
Material	Aluminum die-cast/Polycarbonate	
Mounting type	Recessed mounting	
Dimensions (Ø x D)	DE 79 x 29 mm	
Dimensions Container (W x H x D)	197 x 73 x 30 mm	
Ceiling cutout (Ø)	68 mm	
Min. installation depth	80 mm	
Protection class	IP20	
Safety class	II	
IK Safety class	IK03	
Light current (mains)	280 lm	50 lm
Light current (emergency)		
Rated operating time 1h	-	280 lm
Rated operating time 3h	-	280 lm
Rated operating time 8h	-	120 lm
Luminous flux		
Emergency (DC) / mains		
Rated operating time 1h	-	100% / 20%
Rated operating time 3h	-	100% / 20%
Rated operating time 8h	-	45% / 20%
Power consumption	6 VA	5 VA
Battery current input	15 mA	-
Battery duration	-	1h / 3h / 8h
Battery operation		
Voltage supply	230V 50/60Hz; 220V DC +25/-20%	230V 50/60Hz
NiMH-battery		
Rated operating time 1h	-	4,8V 2,0Ah
Rated operating time 3h	-	4,8V 2,0Ah
Rated operating time 8h	-	4,8V 2,0Ah
Temperature range	-10°C to +40°C	-
Non-maintained mode	-	0°C to +35°C
Maintained mode	-	-5°C to +30°C
optional		
Multi-switch and monitoring module	ELC MSÜ3 SET009 SET010	-
Self monitoring	-	SELF CHECK
Central monitoring	-	SAFELOG Line
Wireless monitoring	-	SAFELOG Wireless

Recessed mounting



Attention: Minimum installation depth 80mm

Accessories

Universal cover plate

5lx-optics accessories-set

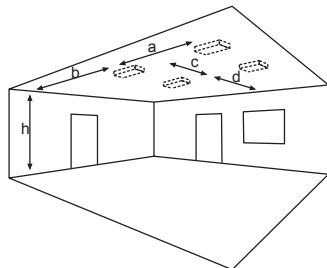
Downlight-optics accessories-set

Use in device boxes

The following device boxes are compatible with the luminaire (not included in the scope of delivery)

Type	Manufacturer	Manufacturer Art. No.	Remarks
Concrete installation housings for on-side mixed concrete	KAISER	1281-00	HALOX 100 with tunnel 190 KAISER Art. No. 1281-30 with e.g. cover KAISER Art. No. 1281-03
Concrete installation housings for on-side mixed concrete	KAISER	1282-00	HALOX 180 with tunnel 190 KAISER Art. No. 1282-30 with e.g. cover KAISER Art. No. 1282-10

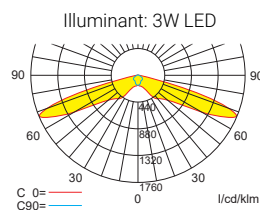
Lighting data and tables of luminaire distances (E = 1,25 lx)



Ceiling mounting

Luminaires for central battery systems escape route optics

Distance table for plane emergency routes / distance data in meters

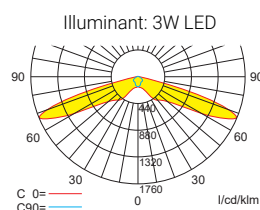


Luminous flux emergency / mains: 280lm

	2.50	3.00	3.50	4.00	4.50	5.00	5.50	6.00	6.50	7.00	7.50	8.00	8.50	9.00
h	2.50	3.00	3.50	4.00	4.50	5.00	5.50	6.00	6.50	7.00	7.50	8.00	8.50	9.00
a	18.20	20.40	22.50	24.30	25.90	27.40	28.90	27.60	27.50	21.00	16.00	14.00	10.00	8.00
b	8.00	8.90	9.60	10.10	10.50	10.30	9.10	6.20	6.20	6.00	6.00	6.00	6.00	4.00
c	-	-	-	-	-	-	-	-	-	-	-	-	-	-
d	-	-	-	-	-	-	-	-	-	-	-	-	-	-

Self contained luminaires escape route optics

Distance table for plane emergency routes / distance data in meters

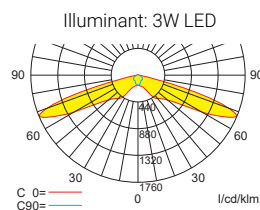


Luminous flux emergency / mains: 280lm/50lm – Rated operating time: 1h

	2.50	3.00	3.50	4.00	4.50	5.00	5.50	6.00	6.50	7.00	7.50	8.00	8.50	9.00
h	2.50	3.00	3.50	4.00	4.50	5.00	5.50	6.00	6.50	7.00	7.50	8.00	8.50	9.00
a	18.20	20.40	22.50	24.30	25.90	27.40	28.90	27.60	27.50	21.00	16.00	14.00	10.00	8.00
b	8.00	8.90	9.60	10.10	10.50	10.30	9.10	6.20	6.20	6.00	6.00	6.00	6.00	4.00
c	-	-	-	-	-	-	-	-	-	-	-	-	-	-
d	-	-	-	-	-	-	-	-	-	-	-	-	-	-

Self contained luminaires escape route optics

Distance table for plane emergency routes / distance data in meters

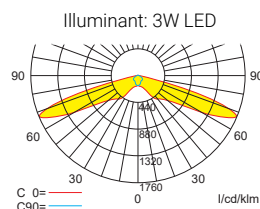


Luminous flux emergency / mains: 280lm/50lm – Rated operating time: 3h

	2.50	3.00	3.50	4.00	4.50	5.00	5.50	6.00	6.50	7.00	7.50	8.00	8.50	9.00
h	2.50	3.00	3.50	4.00	4.50	5.00	5.50	6.00	6.50	7.00	7.50	8.00	8.50	9.00
a	18.20	20.40	22.50	24.30	25.90	27.40	28.90	27.60	27.50	21.00	16.00	14.00	10.00	8.00
b	8.00	8.90	9.60	10.10	10.50	10.30	9.10	6.20	6.20	6.00	6.00	6.00	6.00	4.00
c	-	-	-	-	-	-	-	-	-	-	-	-	-	-
d	-	-	-	-	-	-	-	-	-	-	-	-	-	-

Self contained luminaires escape route optics

Distance table for plane emergency routes / distance data in meters



Luminous flux emergency / mains: 120lm/50lm – Rated operating time: 8h

	2.50	3.00	3.50	4.00	4.50	5.00
h	2.50	3.00	3.50	4.00	4.50	5.00
a	15.50	17.10	18.60	18.00	12.00	10.00
b	6.60	7.00	6.90	4.30	4.00	3.00
c	-	-	-	-	-	-
d	-	-	-	-	-	-